

Data sheet for three-phase Squirrel-Cage-Motors SIMOTICS



Motor type : 1AV3112B SIMOTICS GP - 112 M - IM B5 - 4p

Client order no.	Item-No.	Offer no.
Order no.	Consignment no.	Project

Remarks

Safe Area

-/-

Electrical data

U [V]	Δ / Y	f [Hz]	P [kW]	P [hp]	I [A]	n [1/min]	M [Nm]	$\eta^{3)}$			$\cos\phi^{3)}$			I_A/I_N I_f/I_N	M_A/M_N T_f/T_N	M_K/M_N T_B/T_N	IE-CL
								4/4	3/4	2/4	4/4	3/4	2/4				
DOL duty (S1) - 155(F) to 130(B)																	
230	Δ	50	4.00	-/-	13.80	1460	26.0	88.6	89.2	88.6	0.82	0.76	0.65	7.1	2.4	3.7	IE3
400	Y	50	4.00	-/-	7.90	1460	26.0	88.6	89.2	88.6	0.82	0.76	0.65	7.1	2.4	3.7	IE3
460	Y	60	4.55	-/-	7.70	1760	24.5	89.5	90.0	89.3	0.83	0.78	0.67	7.3	2.5	3.8	IE3
460	Y	60	4.00	-/-	6.90	1770	21.5	89.5	90.0	88.3	0.81	0.72	0.60	8.2	2.9	4.3	IE3
IM B5 / IM 3001		FS 112 M		IP55		UKCA		IEC/EN 60034		IEC, DIN, ISO, VDE, EN							

Environmental conditions : -20 °C - +40 °C / 1,000 m

Locked rotor time (hot / cold) : 16.1 s | 21.8 s

Mechanical data



Sound level (SPL / SWL) at 50Hz 60Hz	58 / 70 dB(A) ^{2) 3)}	62 / 74 dB(A) ^{2) 3)}	Vibration severity grade	A
Moment of inertia	0.0170 kg m ²		Thermal class	F
Bearing DE NDE	6206 2Z C3	6206 2Z C3	Duty type	S1
bearing lifetime			Direction of rotation	bidirectional
L_{10mh} , $F_{Rad min}$ 50 60Hz ¹⁾ for coupling operation	40000 h	32000 h	Frame material	aluminum
Regreasing device	Without		Net weight of the motor (IM B3)	34 kg
Grease nipple	-/-		Coating (paint finish)	Standard paint finish C2
Type of bearing	Preloaded bearing DE		Color, paint shade	RAL7030
Condensate drainage holes	Without		Motor protection	(K) 1 Pt1000 resistance thermometer(2 terminals)
External earthing terminal	Without		Method of cooling	IC416 - separately ventilated, surface cooled

Terminal box

Terminal box position	top	Max. cross-sectional area	4 mm ²
Material of terminal box	Aluminium	Cable diameter from ... to ...	11 mm - 21 mm
Type of terminal box	TB1 F00	Cable entry	2xM32x1,5-1xM16x1,5
Contact screw thread	M4	Cable gland	3 plugs

Notes:

I_A/I_N = locked rotor current / current nominal
 M_A/M_N = locked rotor torque / torque nominal
 M_K/M_N = break down torque / nominal torque
 1) L10mh according to DIN ISO 281 10/2010
 2) at rated power / at full load
 3) Value is valid only for DOL operation with motor design IC411

responsible dep. IN LVM	technical reference	created by SPC	approved by	<i>Technical data are subject to change! There may be discrepancies between calculated and rating plate values.</i>	Link documents 
	document type datasheet	document status released		document number	
	title 1LE1003-1BB22-2FK4-Z F01+F10+F70+G11+M10		rev. 950		

Data sheet for three-phase Squirrel-Cage-Motors SIMOTICS



Motor type : 1AV3112B

SIMOTICS GP - 112 M - IM B5 - 4p

Special design


F01	Mounting of holding brake	G11	Rotary pulse encoder Sendix 5020 (HTL)
F10	Brake supply voltage 24 V DC	M10	Additional rating plate, loose
F70	Mounting of separately driven fan		

Additional information:

Brake:

Description:	BFK458-14	Current:	2.1 A
Voltage:	DC 24 V	Moment of inertia:	0.000630 kgm ²

Notes:

responsible dep. IN LVM	technical reference	created by SPC	approved by	<i>Technical data are subject to change! There may be discrepancies between calculated and rating plate values.</i>	Link documents
SIEMENS	document type datasheet	document status released			
	title 1LE1003-1BB22-2FK4-Z F01+F10+F70+G11+M10	document number			
© INNOMOTICS 2023	rev. 950	creation date 2023-09-30	language en	Page 2/2	