



CONTACTOR,
690A/AC-1 AC(40...60HZ)/DC OPERATION UC 440-480V
AUXILIARY CONTACTS 2NO+2NC 3-POLE,
SIZE S12 BAR CONNECTIONS CONVENT. OPERATING
MECHANISM

General technical data:

product brand name		SIRIUS
Size of the contactor		S12
Protection class IP / on the front		IP00
Degree of pollution		3
Installation altitude / at a height over sea level / maximum	m	2,000
Ambient temperature / during operating	°C	-25 ... +60
Mechanical operating cycles as operating time		
<ul style="list-style-type: none"> • of the contactor / typical 		10,000,000
<ul style="list-style-type: none"> • of the contactor with added auxiliary switch block / typical 		10,000,000
<ul style="list-style-type: none"> • of the contactor with added electronics-compatible auxiliary switch block / typical 		5,000,000

Main circuit:

Number of NC contacts / for main contacts		0
Number of NO contacts / for main contacts		3
Operating current		
<ul style="list-style-type: none"> • at AC-1 / at 400 V <ul style="list-style-type: none"> • at 40 °C ambient temperature / rated value 	A	690
<ul style="list-style-type: none"> • at AC-3 / at 400 V / rated value 	A	170
<ul style="list-style-type: none"> • with 1 current path / at DC-1 		

• at 24 V / rated value	A	500
• at 110 V / rated value	A	33
• with 2 current paths in series / at DC-1		
• at 24 V / rated value	A	500
• at 110 V / rated value	A	500
• with 3 current paths in series / at DC-1		
• at 24 V / rated value	A	500
• at 110 V / rated value	A	500
• with 1 current path / at DC-3 / at DC-5		
• at 24 V / rated value	A	500
• at 110 V / rated value	A	3
• with 2 current paths in series / at DC-3 / at DC-5		
• at 24 V / rated value	A	500
• at 110 V / rated value	A	500
• with 3 current paths in series / at DC-3 / at DC-5		
• at 24 V / rated value	A	500
• at 110 V / rated value	A	500
Service power		
• at AC-2 / at 400 V / rated value	kW	90
• at AC-3 / at 400 V / rated value	kW	90

Control circuit:

Design of the surge suppressor		with varistor
Voltage type / of control feed voltage		AC/DC
Operating range factor control supply voltage rated value / of the magnet coil		
• at 50 Hz		
• for AC		0.8 ... 1.1
• at 60 Hz		
• for AC		0.8 ... 1.1
• for DC		0.8 ... 1.1
Apparent pull-in power / of the solenoid / for AC	V·A	830
Apparent holding power / of the solenoid / for AC	V·A	9.2
Inductive power factor / with the pull-in power of the coil		0.9
Inductive power factor / with the pull-in power of the coil		0.9
Pull-in power / of the solenoid / for DC	W	920
Holding power / of the solenoid / for DC	W	10

Auxiliary circuit:

Number of NC contacts / for auxiliary contacts / instantaneous switching		2
---	--	---

Number of NO contacts / for auxiliary contacts / instantaneous switching		2
---	--	---

Short-circuit:

Design of the fuse link		
<ul style="list-style-type: none"> • for short-circuit protection of the auxiliary switch / required 		fuse gL/gG: 10 A
<ul style="list-style-type: none"> • for short-circuit protection of the main circuit 		fuse gL/gG: 800 A
<ul style="list-style-type: none"> • with type of assignment 1 / required 		fuse gL/gG: 710 A
<ul style="list-style-type: none"> • at type of coordination 2 / required 		

Installation/mounting/dimensions:

Mounting type		screw fixing
series installation		Yes
Width	mm	160
Height	mm	214
Depth	mm	225
Distance, to be maintained, to earthed part / sideways	mm	10

Connection type:

Design of the electrical connection		
<ul style="list-style-type: none"> • for main current circuit 		screw-type terminals
<ul style="list-style-type: none"> • for auxiliary and control current circuit 		screw-type terminals
Type of the connectable conductor cross-section		
<ul style="list-style-type: none"> • for AWG conductors / for main contacts 		2/0 ... 500 kcmil
<ul style="list-style-type: none"> • for auxiliary contacts 		
<ul style="list-style-type: none"> • solid 		2x (0.5 ... 1.5 mm ²), 2x (0.75 ... 2.5 mm ²), max. 2x (0.75 ... 4 mm ²)
<ul style="list-style-type: none"> • finely stranded 		
<ul style="list-style-type: none"> • with conductor end processing 		2x (0.5 ... 1.5 mm ²), 2x (0.75 ... 2.5 mm ²)
<ul style="list-style-type: none"> • for AWG conductors / for auxiliary contacts 		2x (20 ... 16), 2x (18 ... 14), 1x 12

Certificates/approvals:

General Product Approval	Functional Safety / Safety of Machinery	Declaration of Conformity
---------------------------------	--	----------------------------------



CCC



CSA



UL

[Type Examination](#)



EG-Konf.

Test Certificates	Shipping Approval
--------------------------	--------------------------

[Special Test Certificate](#)



ABS



DNV



GL



RMRS

other

[Confirmation](#)

[other](#)

[Environmental Confirmations](#)

Further information:

Information- and Downloadcenter (Catalogs, Brochures,...)

<http://www.siemens.com/industrial-controls/catalogs>

Industry Mall (Online ordering system)

<http://www.siemens.com/industrial-controls/mall>

Cax online generator:

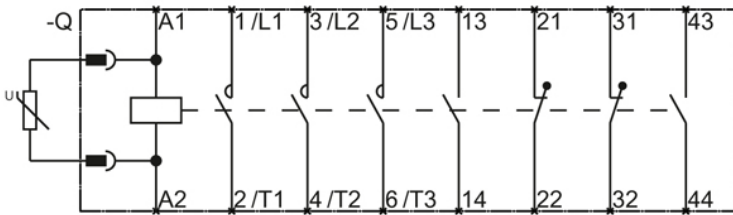
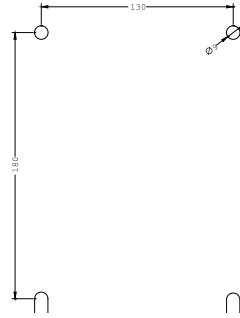
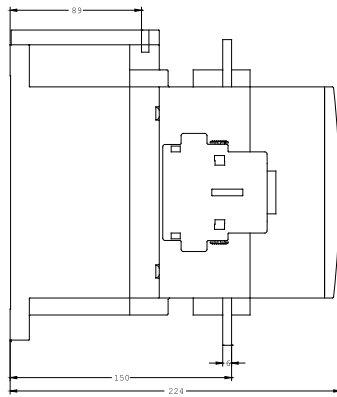
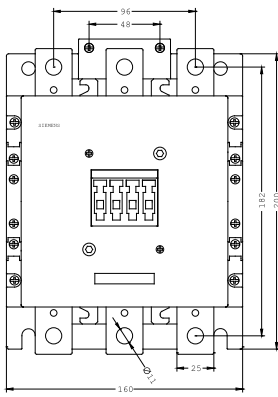
<http://www.siemens.com/cax>

Service&Support (Manuals, Certificates, Characteristics, FAQs,...)

<http://support.automation.siemens.com/WW/view/en/3RT1476-6AR36/all>

Image database (product images, 2D dimension drawings, 3D models, device circuit diagrams, ...)

http://www.automation.siemens.com/bilddb/cax_en.aspx?mlfb=3RT1476-6AR36



last change:

Jul 28, 2014