



4NO CONTACTOR, AC1: 50A DC 24V 4-POLE,  
4NO, SZ: S0,  
SPRING-LOADED TERMINAL 1NO+1NC INTEGR.

### General technical data:

<b>product brand name</b>		SIRIUS
<b>Size of the contactor</b>		S0
<b>Product extension / auxiliary switch</b>		Yes
<b>Product extension / function module for communication</b>		No
<b>Protection class IP / on the front</b>		IP20
<b>Protection against electrical shock</b>		finger-safe
<b>Degree of pollution</b>		3
<b>Installation altitude / at a height over sea level / maximum</b>	m	2,000
<b>Ambient temperature</b>		
• during storage	°C	-55 ... +80
• during operating	°C	-25 ... +60
<b>Shock resistance</b>		
• at rectangular impulse		
• at DC		10g / 5 ms, 7,5g / 10 ms
• at sine pulse		
• at DC		15g / 5 ms, 10g / 10 ms
<b>Impulse voltage resistance / rated value</b>	kV	6
<b>Insulation voltage / rated value</b>	V	690

<b>Maximum permissible voltage for protective separation / between coil and main contacts / in accordance with EN 60947-1</b>	V	400
<b>Mechanical operating cycles as operating time</b>		
• of the contactor / typical		10,000,000
• of the contactor with added auxiliary switch block / typical		10,000,000
• of the contactor with added electronics-compatible auxiliary switch block / typical		5,000,000
<b>Main circuit:</b>		
<b>Number of NC contacts / for main contacts</b>		0
<b>Number of NO contacts / for main contacts</b>		4
<b>Operating current / at AC-1 / at 400 V</b>		
• at 40 °C ambient temperature / rated value	A	50
• at 60 °C ambient temperature / rated value	A	42
<b>Connectable conductor cross-section / in main circuit</b>		
• at AC-1		
• at 40 °C / minimum permissible	m <sup>2</sup>	10
• at 60 °C / minimum permissible	m <sup>2</sup>	10
<b>Operational current</b>		
• at AC-2 / at 400 V / rated value	A	17
• at AC-3		
• at 400 V / rated value	A	15.5
• at AC-4 / at 400 V / rated value	A	15.5
<b>Operational current</b>		
• with 1 current path / at DC-1		
• at 24 V / rated value	A	35
• at 110 V / rated value	A	4.5
• at 220 V / rated value	A	1
• at 440 V / rated value	A	0.4
• with 2 current paths in series / at DC-1		
• at 24 V / rated value	A	35
• at 110 V / rated value	A	35
• at 220 V / rated value	A	1
• at 440 V / rated value	A	1
• with 3 current paths in series / at DC-1		
• at 24 V / rated value	A	35
• at 110 V / rated value	A	35
• at 220 V / rated value	A	42
• at 440 V / rated value	A	2.9
<b>Operational current</b>		
• with 1 current path / at DC-3 / at DC-5		

<ul style="list-style-type: none"> <li>• at 24 V / rated value</li> </ul>	A	20
<ul style="list-style-type: none"> <li>• at 110 V / rated value</li> </ul>	A	2.5
<ul style="list-style-type: none"> <li>• at 220 V / rated value</li> </ul>	A	1
<ul style="list-style-type: none"> <li>• at 440 V / rated value</li> </ul>	A	0.09
<ul style="list-style-type: none"> <li>• with 2 current paths in series / at DC-3 / at DC-5</li> </ul>		
<ul style="list-style-type: none"> <li>• at 24 V / rated value</li> </ul>	A	35
<ul style="list-style-type: none"> <li>• at 110 V / rated value</li> </ul>	A	15
<ul style="list-style-type: none"> <li>• at 220 V / rated value</li> </ul>	A	3
<ul style="list-style-type: none"> <li>• at 440 V / rated value</li> </ul>	A	0.27
<ul style="list-style-type: none"> <li>• with 3 current paths in series / at DC-3 / at DC-5</li> </ul>		
<ul style="list-style-type: none"> <li>• at 24 V / rated value</li> </ul>	A	35
<ul style="list-style-type: none"> <li>• at 110 V / rated value</li> </ul>	A	35
<ul style="list-style-type: none"> <li>• at 220 V / rated value</li> </ul>	A	10
<ul style="list-style-type: none"> <li>• at 440 V / rated value</li> </ul>	A	0.6
<b>Service power</b>		
<ul style="list-style-type: none"> <li>• at AC-1</li> </ul>		
<ul style="list-style-type: none"> <li>• at 230 V / rated value</li> </ul>	kW	28
<ul style="list-style-type: none"> <li>• at 400 V / rated value</li> </ul>	kW	28
<ul style="list-style-type: none"> <li>• at AC-2 / at 400 V / rated value</li> </ul>	kW	9
<ul style="list-style-type: none"> <li>• at AC-3</li> </ul>		
<ul style="list-style-type: none"> <li>• at 230 V / rated value</li> </ul>	kW	4
<ul style="list-style-type: none"> <li>• at 400 V / rated value</li> </ul>	kW	7.5
<ul style="list-style-type: none"> <li>• at AC-4 / at 400 V / rated value</li> </ul>	kW	7.5
<b>Active power loss / at AC-3 / at 400 V / with rated operational current value / per conductor</b>		
	W	2.7
<b>Off-load operating frequency</b>		
<ul style="list-style-type: none"> <li>• at AC</li> </ul>	1/h	5,000
<ul style="list-style-type: none"> <li>• at DC</li> </ul>	1/h	1,500
<b>Frequency of operation</b>		
<ul style="list-style-type: none"> <li>• at AC-1 / according to IEC 60947-6-2</li> </ul>	1/h	1,000
<ul style="list-style-type: none"> <li>• at AC-2 / according to IEC 60947-6-2</li> </ul>	1/h	750
<ul style="list-style-type: none"> <li>• at AC-3 / according to IEC 60947-6-2</li> </ul>	1/h	750
<ul style="list-style-type: none"> <li>• at AC-4 / according to IEC 60947-6-2</li> </ul>	1/h	250
<b>Control circuit:</b>		
<b>Type of voltage / of the controlled supply voltage</b>		
		DC
<b>Control supply voltage</b>		
<ul style="list-style-type: none"> <li>• for DC / rated value</li> </ul>	V	24
<b>operating range factor control supply voltage rated value / of the magnet coil</b>		
<ul style="list-style-type: none"> <li>• for DC</li> </ul>		0.8 ... 1.1

<b>Pull-in power / of the solenoid / for DC</b>	W	5.9
<b>Holding power / of the solenoid / for DC</b>	W	5.9
<b>Closing delay</b> • at DC	ms	50 ... 170
<b>Opening delay</b> • at DC	ms	15 ... 17.5
<b>Arcing time</b>	ms	10 ... 10

#### Auxiliary circuit:

<b>Contact reliability / of the auxiliary contacts</b>		1 faulty switching per 100 million (17 V, 1 mA)
<b>Number of NC contacts / for auxiliary contacts / instantaneous switching</b>		1
<b>Number of NO contacts / for auxiliary contacts / instantaneous switching</b>		1
<b>Operating current / of the auxiliary contacts</b> • [nicht versorgt: PMD_ABP551_001_000] • • at 690 V	A A	2 1

#### UL/CSA ratings:

<b>yielded mechanical performance (hp)</b> • for single-phase squirrel cage motors • at 110/120 V / rated value • at 230 V / rated value • for three-phase squirrel cage motors • at 200/208 V / rated value • at 220/230 V / rated value • at 460/480 V / rated value • at 575/600 V / rated value	hp hp hp hp hp hp	1 3 3 5 10 15
<b>Operating current (FLA) / for three-phase squirrel cage motors</b> • at 480 V / rated value • at 600 V / rated value	A A	14 17
<b>Contact rating designation / for auxiliary contacts / according to UL</b>		A600 / Q600

#### Short-circuit:

<b>Design of the fuse link</b> • for short-circuit protection of the auxiliary switch / required • for short-circuit protection of the main circuit • with type of assignment 1 / required • at type of coordination 2 / required		fuse gL/gG: 10 A  gL/gG LV HRC 3NA, DIAZED 5SB, NEOZED 5SE: 63 A  gL/gG LV HRC 3NA, DIAZED 5SB, NEOZED 5SE: 25A
---	--	---

**Installation/mounting/dimensions:**

<b>mounting position</b>		+/-180° rotation possible on vertical mounting surface; can be tilted forward and backward by +/- 22.5° on vertical mounting surface
<b>Type of mounting</b>		screw and snap-on mounting onto 35 mm standard mounting rail according to DIN EN 50022
<b>Type of fixing/fixation / series installation</b>		Yes
<b>Width</b>	mm	61
<b>Height</b>	mm	85
<b>Depth</b>	mm	107
<b>Distance, to be maintained, to the ranks assembly / sideways</b>	mm	0

**Connections:**

<b>Design of the electrical connection</b>		
<ul style="list-style-type: none"> <li>• for main current circuit</li> <li>• for auxiliary and control current circuit</li> </ul>		spring-loaded terminals spring-loaded terminals
<b>Type of the connectable conductor cross-section</b>		
<ul style="list-style-type: none"> <li>• for main contacts <ul style="list-style-type: none"> <li>• solid</li> <li>• finely stranded <ul style="list-style-type: none"> <li>• with conductor end processing</li> <li>• without conductor final cutting</li> </ul> </li> </ul> </li> <li>• for AWG conductors / for main contacts</li> <li>• for auxiliary contacts <ul style="list-style-type: none"> <li>• solid</li> <li>• finely stranded <ul style="list-style-type: none"> <li>• with conductor end processing</li> <li>• without conductor final cutting</li> </ul> </li> </ul> </li> <li>• for AWG conductors / for auxiliary contacts</li> </ul>		2x (1 ... 10 mm <sup>2</sup> )  2x (1 ... 6 mm <sup>2</sup> ) 2x (1 ... 6 mm <sup>2</sup> ) 2x (18 ... 8)  2x (0.5 ... 2.5 mm <sup>2</sup> )  2x (0.5 ... 1.5 mm <sup>2</sup> ) 2x (0.5 ... 1.5 mm <sup>2</sup> ) 2x (20 ... 14)

**Sicherheitsrelevante Kenngrößen:**

<b>B10 value / with high demand rate</b>		
<ul style="list-style-type: none"> <li>• according to SN 31920</li> </ul>		1,000,000
<b>T1 value / for proof test interval or service life</b>		
<ul style="list-style-type: none"> <li>• according to IEC 61508</li> </ul>	a	20
<b>Proportion of dangerous failures</b>		
<ul style="list-style-type: none"> <li>• with low demand rate / according to SN 31920</li> <li>• with high demand rate / according to SN 31920</li> </ul>	% %	40 73
<b>Failure rate (FIT value) / with low demand rate</b>		
<ul style="list-style-type: none"> <li>• according to SN 31920</li> </ul>	FIT	100
<b>Product function</b>		

- mirror contact to IEC 60947-4-1
- positively driven operation to IEC 60947-5-1

Yes  
No

### Certificates/approvals:

#### General Product Approval

#### EMC

#### Functional Safety / Safety of Machinery



CCC



CSA



GOST



UL



C-TICK

[Type Examination](#)

#### Declaration of Conformity

#### Test Certificates



EG-Konf.

[Special Test  
Certificate](#)

[Type Test  
Certificates/Test  
Report](#)

#### Shipping Approval



ABS



BUREAU  
VERITAS



DNV



GL



LRS



PRS

#### Shipping Approval

#### other



RINA



RMRS

[Confirmation](#)



VDE

### Further information:

#### Information- and Downloadcenter (Catalogs, Brochures,...)

<http://www.siemens.com/industrial-controls/catalogs>

#### Industry Mall (Online ordering system)

<http://www.siemens.com/industrial-controls/mall>

#### Cax online generator

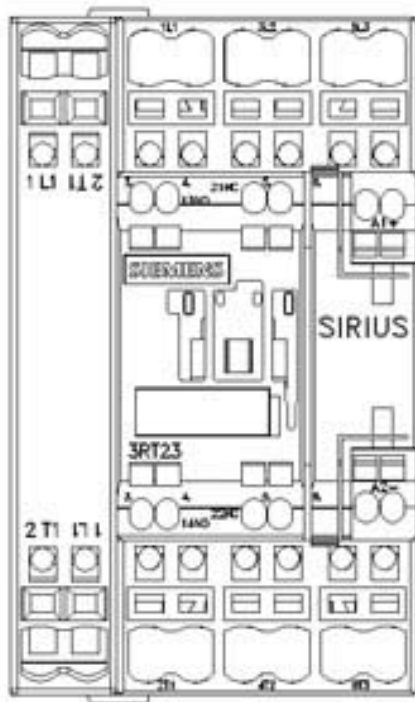
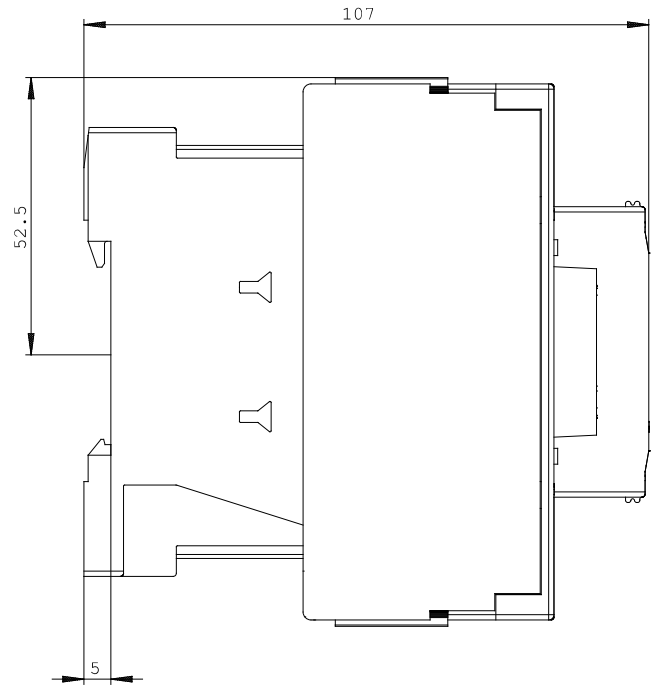
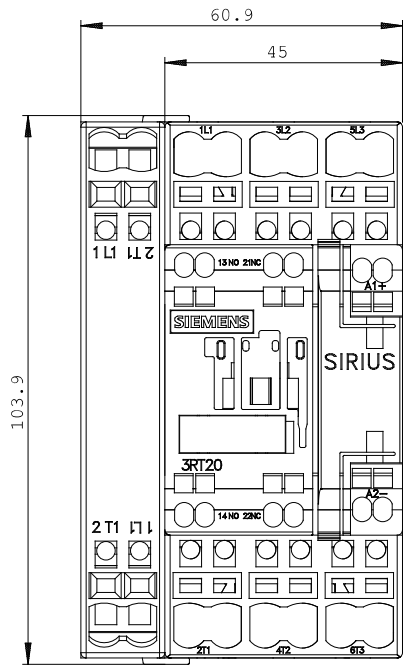
<http://www.siemens.com/cax>

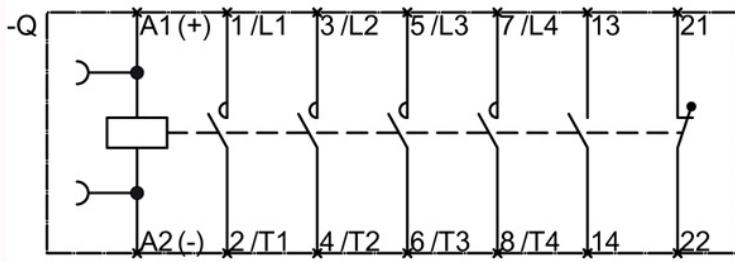
#### Service&Support (Manuals, Certificates, Characteristics, FAQs,...)

<http://support.automation.siemens.com/WW/view/en/3RT2327-2BB40/all>

#### Image database (product images, 2D dimension drawings, 3D models, device circuit diagrams, ...)

[http://www.automation.siemens.com/bilddb/cax\\_en.aspx?mlfb=3RT2327-2BB40](http://www.automation.siemens.com/bilddb/cax_en.aspx?mlfb=3RT2327-2BB40)





last change:

Feb 15, 2013