



CIRCUIT-BREAKER SZ S00,
FOR MOTOR PROTECTION, CLASS 10,
A-REL. 2.8...4A, N-REL. 52A,
SPRING-L. CONNECTION,
STANDARD SWITCHING CAPACITY MULTI -UNIT
PACKAGE PACKAGE = 16 UNITS

General technical data:

product brand name		SIRIUS
product designation		3RV2 circuit breaker
Size of the circuit-breaker		S00
Number of poles / for main current circuit		3
Product function		
<ul style="list-style-type: none"> removable terminal for auxiliary and control circuit 		No
<ul style="list-style-type: none"> overload protection 		Yes
<ul style="list-style-type: none"> phase disturbance recognition 		Yes
<ul style="list-style-type: none"> short-circuit to earth recognition 		No
Product component		
<ul style="list-style-type: none"> auxiliary switch 		No
<ul style="list-style-type: none"> undervoltage release mechanism 		No
<ul style="list-style-type: none"> trip indicator 		No
Product extension		
<ul style="list-style-type: none"> auxiliary switch 		Yes
<ul style="list-style-type: none"> optional / motor drive 		No
Impulse voltage resistance / rated value	kV	6
Protection class IP / on the front		IP20
Protection against electrical shock		finger-safe

Installation altitude / at a height over sea level / maximum	m	2,000
Resistance against shock		25g / 11 ms
Ambient temperature		
• during transport	°C	-50 ... +80
• during storage	°C	-50 ... +80
• during operating	°C	-20 ... +60
Active power loss / total / typical	W	6.3

Main circuit:

Operating voltage / rated value	V	690
Service power / at AC-3		
• at 400 V / rated value	W	1,500
• at 500 V / rated value	W	2,200
• at 690 V / rated value	W	3,000
Operational current / at AC-3 / at 400 V / rated value	A	4
Mechanical operating cycles as operating time / of the main contacts / typical		100,000
Frequency of operation / at AC-3 / according to IEC 60947-6-2	1/h	15

Auxiliary circuit:

Number of change-over switches / for auxiliary contacts		0
Mechanical operating cycles as operating time / of the auxiliary contacts / typical		100,000

Protection function:

Trip class		CLASS 10
Adjustable response current / of the current-dependent overload release	A	2.8 ... 4
Breaking capacity limit short-circuit current (Icu)		
• at 400 V / rated value	A	100,000
• at 500 V / rated value	A	100,000
• at 690 V / rated value	A	6,000

Safety:

Proportion of dangerous failures		
• with high demand rate / according to SN 31920	%	40
• with low demand rate / according to SN 31920	%	40
Failure rate (FIT value) / with low demand rate / according to SN 31920	FIT	50
B10 value / with high demand rate / according to SN 31920		50,000
T1 value / for proof test interval or service life / according to IEC 61508	a	10

Installation/mounting/dimensions:

Type of mounting		screw and snap-on mounting onto 35 mm standard mounting rail according to DIN EN 60715
mounting position		any
Depth	mm	96
Height	mm	109
Width	mm	45

Connections:

Arrangement of electrical connectors / for main current circuit		Top and bottom
Design of the electrical connection • for main current circuit		spring-loaded terminals
Type of the connectable conductor cross-section • for main contacts • solid • finely stranded • without conductor final cutting • with conductor end processing • for AWG conductors / for main contacts		2x (0.5 ... 4 mm ²) 2x (0.5 ... 2.5 mm ²) 2x (0.5 ... 2.5 mm ²) 2x (20 ... 12)

UL/CSA ratings:

yielded mechanical performance (hp) • for single-phase squirrel cage motors • at 110/120 V / rated value • at 230 V / rated value • for three-phase squirrel cage motors • at 200/208 V / rated value • at 220/230 V / rated value • at 460/480 V / rated value • at 575/600 V / rated value	hp hp hp hp hp hp	0.125 0.333 0.75 0.75 2 3
Operating current (FLA) / for three-phase squirrel cage motors • at 480 V / rated value • at 600 V / rated value	A A	3.4 3.9

Certificates/approvals:

General Product Approval

For use in hazardous locations

Declaration of Conformity



CSA



UL



ATEX



EG-Konf.

Test Certificates

[other](#)

[Special Test Certificate](#)

[Type Test Certificates/Test Report](#)

Shipping Approval



ABS



DNV



GL



LRS



RINA



RMRS

[other](#)



VDE

[other](#)

Further information:

Information- and Downloadcenter (Catalogs, Brochures,...)

<http://www.siemens.com/industrial-controls/catalogs>

Industry Mall (Online ordering system)

<http://www.siemens.com/industrial-controls/mall>

Cax online generator:

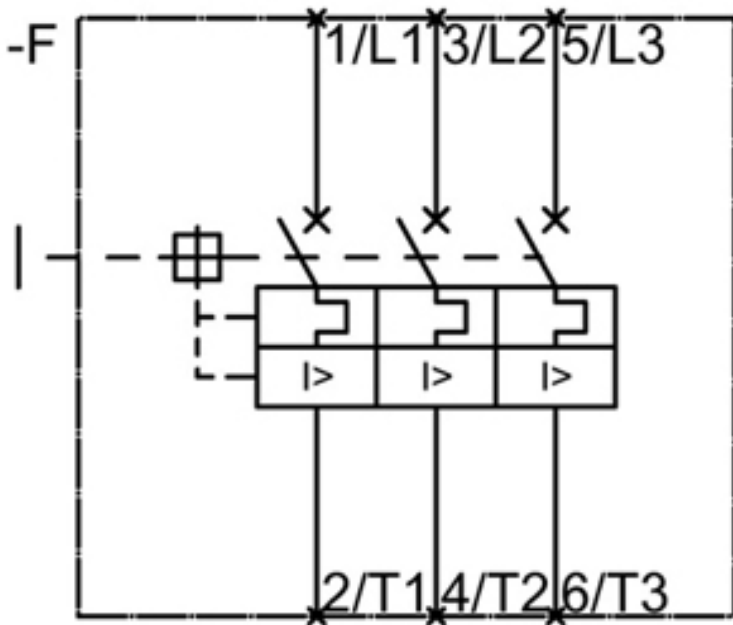
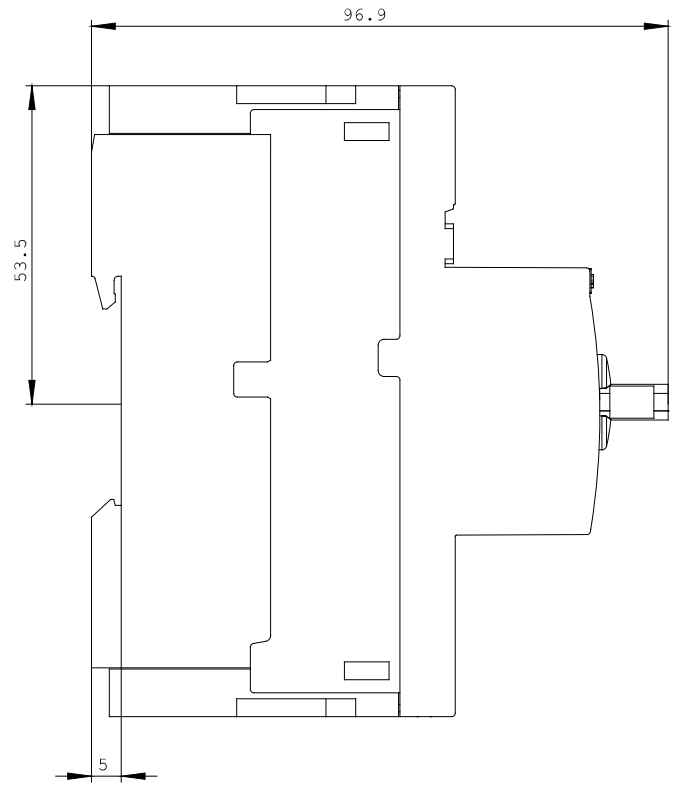
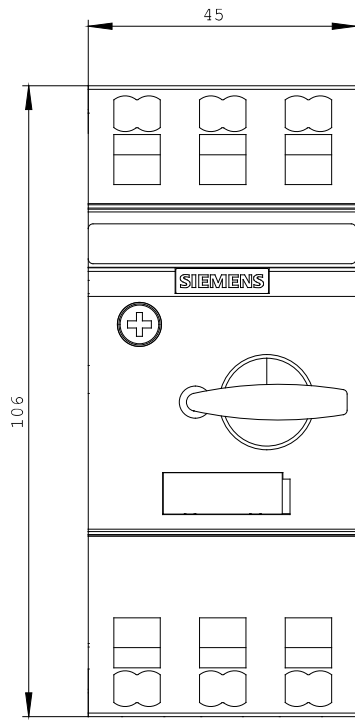
<http://www.siemens.com/cax>

Service&Support (Manuals, Certificates, Characteristics, FAQs,...)

<http://support.automation.siemens.com/WW/view/en/3RV2011-1EA20-ZW96/all>

Image database (product images, 2D dimension drawings, 3D models, device circuit diagrams, ...)

http://www.automation.siemens.com/bilddb/cax_en.aspx?mlfb=3RV2011-1EA20-ZW96



last change:

Feb 14, 2013