



SIRIUS SOFT STARTER, VALUES WITH 400 V,  
40 DEG., STANDARD: 134A, 75KW,  
INSIDE-DELTA CIRCUIT 3: 232A, 132KW,  
200-460 V AC, 230 V AC,  
CAGE CLAMP TERMINALS

**General details:**

<b>product brand name</b>		SIRIUS
<b>Product equipment</b>		
• integrated bridging contact system		Yes
• thyristors		Yes
<b>Product function</b>		
• intrinsic device protection		Yes
• motor overload protection		Yes
• evaluation of thermal resistor motor protection		Yes
• reset external		Yes
• adjustable current limitation		Yes
• inside-delta circuit		Yes
<b>Product component / outlet for enine brake</b>		Yes
<b>Item designation</b>		
• according to DIN EN 61346-2		Q
• according to DIN 40719 extendable after IEC 204-2 / according to IEC 750		G

**Power Electronics:**

<b>product designation</b>		soft starters for high feature applications
Operating current		

• at 40 °C / rated value	A	134
• at 50 °C / rated value	A	117
• at 60 °C / rated value	A	100
• for three-phase servomotors / at 3-phase root switching		
• at 40 °C / rated value	A	232
• at 50 °C / rated value	A	203
• at 60 °C / rated value	A	173
<b>Emitted mechanical power / for three-phase servomotors</b>		
• at 230 V / at standard switching / at 40 °C		
• rated value	W	37,000
• at 400 V / at standard switching / at 40 °C		
• rated value	W	75,000
• at 230 V / at 3-phase root switching / at 40 °C		
• rated value	W	75,000
• at 400 V / at 3-phase root switching / at 40 °C		
• rated value	W	132,000
<b>yielded mechanical performance (hp) / for three-phase squirrel cage motors / at 200/208 V / at standard circuit / at 50 °C / rated value</b>	hp	30
<b>Operating frequency</b>		
• rated value	Hz	50 ... 60
<b>Relative negative tolerance / of the operating frequency</b>	%	-10
<b>Relative positive tolerance / of the operating frequency</b>	%	10
<b>Operating voltage / with standard circuit / rated value</b>	V	200 ... 460
<b>Relative negative tolerance / of the operating voltage / with standard circuit</b>	%	-15
<b>Relative positive tolerance / of the operating voltage / with standard circuit</b>	%	10
<b>Operating voltage / at 3-phase root switching / rated value</b>	V	200 ... 460
<b>Relative negative tolerance / of the operating voltage / with inside-delta circuit</b>	%	-15
<b>Relative positive tolerance / of the operating voltage / with inside-delta circuit</b>	%	10
<b>Minimum load in % of I<sub>M</sub></b>	%	8
<b>Adjustable rated current / of the motor / for motor overload protection / minimum</b>	A	26
<b>Continuous operating current in % of I<sub>e</sub> / at 40°C</b>	%	115
<b>Active power loss / at operating current / at 40°C / during operating phase / typical</b>	W	76
<b>Control electronics:</b>		
<b>Type of voltage / of the controlled supply voltage</b>		AC

<b>Control supply voltage frequency / 1 / rated value</b>	Hz	50
<b>Control supply voltage frequency / 2 / rated value</b>	Hz	60
<b>Relative negative tolerance / of the control supply voltage frequency</b>	%	-10
<b>Relative positive tolerance / of the control supply voltage frequency</b>	%	10
<b>Control supply voltage / 1</b>		
• at 50 Hz / for AC	V	230
• at 60 Hz / for AC	V	230
<b>Relative negative tolerance / of the control supply voltage / at 60 Hz / for AC</b>	%	-15
<b>Relative positive tolerance / of the control supply voltage / at 60 Hz / for AC</b>	%	10
<b>Type of display / for fault signal</b>		Display

#### Mechanical design:

<b>Width</b>	mm	170
<b>Height</b>	mm	200
<b>Depth</b>	mm	270
<b>Type of mounting</b>		screw fixing
<b>mounting position</b>		bei senkrechter Montageebene +/-90° drehbar, bei senkrechter Montageebene +/- 22,5° nach vorne und hinten kippbar
<b>Distance, to be maintained, to the ranks assembly</b>		
• upwards	mm	100
• sideways	mm	5
• downwards	mm	75
<b>Installation altitude / at a height over sea level</b>	m	5,000
<b>Cable length / maximum</b>	m	500
<b>Number of poles / for main current circuit</b>		3

#### Electrical connections:

<b>Design of the electrical connection</b>		
• for main current circuit		busbar connection
• for auxiliary and control current circuit		spring-loaded terminals
<b>Number of NC contacts / for auxiliary contacts</b>		0
<b>Number of NO contacts / for auxiliary contacts</b>		3
<b>Number of change-over switches / for auxiliary contacts</b>		1
<b>Type of the connectable conductor cross-section / for main contacts / for box terminal / when using the front clamping point</b>		
• finely stranded / with conductor end processing		16 ... 70 mm <sup>2</sup>
• finely stranded / without conductor end processing		16 ... 70 mm <sup>2</sup>
• stranded		16 ... 70 mm <sup>2</sup>

<b>Type of the connectable conductor cross-section / for main contacts / for box terminal / when using the back clamping point</b> <ul style="list-style-type: none"> <li>finely stranded / with conductor end processing</li> <li>without conductor final cutting / without conductor end processing</li> <li>stranded</li> </ul>		16 ... 70 mm <sup>2</sup> 16 ... 70 mm <sup>2</sup> 16 ... 70 mm <sup>2</sup>
<b>Type of the connectable conductor cross-section / for main contacts / for box terminal / when using both clamping points</b> <ul style="list-style-type: none"> <li>finely stranded / with conductor end processing</li> <li>without conductor final cutting / without conductor end processing</li> <li>stranded</li> </ul>		max. 1x 50 mm <sup>2</sup> , 1x 70 mm <sup>2</sup> max. 1x 50 mm <sup>2</sup> , 1x 70 mm <sup>2</sup> max. 2x 70 mm <sup>2</sup>
<b>Type of the connectable conductor cross-section / for AWG conductors / for main contacts / for box terminal</b> <ul style="list-style-type: none"> <li>when using the back cl</li> <li>when using the front c</li> <li>when using both clampi</li> </ul>		6 ... 2/0 6 ... 2/0 max. 2x 1/0
<b>Type of the connectable conductor cross-section / for DIN cable lug / for main contacts</b> <ul style="list-style-type: none"> <li>finely stranded</li> <li>stranded</li> </ul>		16 ... 95 mm <sup>2</sup> 25 ... 120 mm <sup>2</sup>
<b>Type of the connectable conductor cross-section</b> <ul style="list-style-type: none"> <li>for AWG conductors / for main contacts</li> </ul>		4 ... 250 kcmil
<b>Type of the connectable conductor cross-section</b> <ul style="list-style-type: none"> <li>for auxiliary contacts <ul style="list-style-type: none"> <li>solid</li> <li>finely stranded / with conductor end processing</li> </ul> </li> <li>for AWG conductors / for auxiliary contacts</li> </ul>		2x (0.25 ... 1.5 mm <sup>2</sup> ) 2x (0.25 ... 1.5 mm <sup>2</sup> ) 2x (24 ... 16)

#### Ambient conditions:

<b>Ambient temperature</b> <ul style="list-style-type: none"> <li>during operating</li> <li>during storage</li> </ul>	/ °C °C	60 -25 ... +80
<b>Derating temperature</b>	°C	40
<b>Protection class IP</b>		IP00

#### Certificates/approvals:

**General Product Approval**

**EMC**



**Test Certificates**

[Special Test Certificate](#)

[Type Test Certificates/Test Report](#)

**Shipping Approval**



**other**

[Declaration of Conformity](#)

[Environmental Confirmations](#)

**UL/CSA ratings**

**yielded mechanical performance (hp) / for three-phase squirrel cage motors**

- at 220/230 V / at standard circuit

- at 50 °C / rated value

hp 40

- at 460/480 V / at standard circuit

- at 50 °C / rated value

hp 75

- at 200/208 V / at inside-delta circuit / at 50 °C / rated value

hp 60

- at 220/230 V / at inside-delta circuit / at 50 °C / rated value

hp 75

- at 460/480 V / at inside-delta circuit / at 50 °C / rated value

hp 150

**Contact rating designation / for auxiliary contacts / according to UL**

B300 / R300

**Further information:**

**Information- and Downloadcenter (Catalogs, Brochures,...)**

<http://www.siemens.com/industrial-controls/catalogs>

**Industry Mall (Online ordering system)**

<http://www.siemens.com/industrial-controls/mall>

**CAX-Online-Generator**

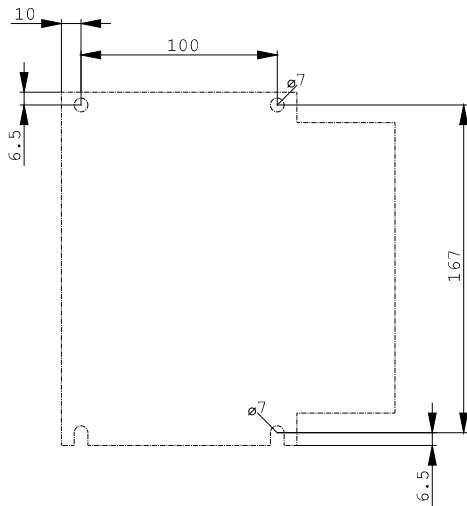
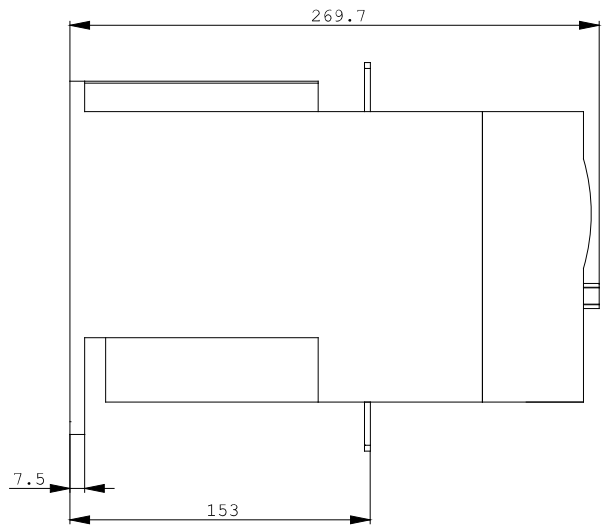
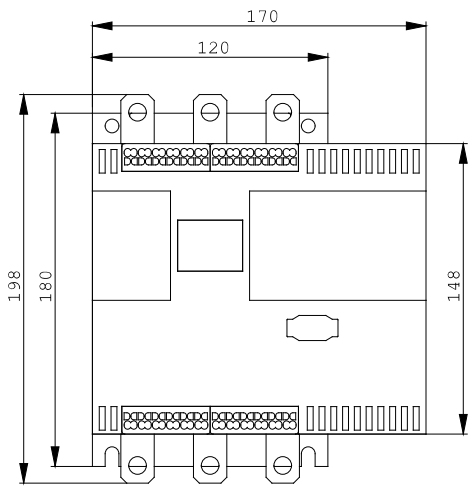
<http://www.siemens.com/cax>

**Service&Support (Manuals, Certificates, Characteristics, FAQs,...)**

<http://support.automation.siemens.com/WW/view/en/3RW4435-2BC44/all>

**Image database (product images, 2D dimension drawings, 3D models, device circuit diagrams, ...)**

[http://www.automation.siemens.com/bilddb/cax\\_en.aspx?mlfb=3RW4435-2BC44](http://www.automation.siemens.com/bilddb/cax_en.aspx?mlfb=3RW4435-2BC44)



last change:

Feb 7, 2013