



SIRIUS SOFT STARTER, VALUES WITH 575 V,
50 DEG., STANDARD: 215A, 200HP,
INSIDE-DELTA CIRCUIT 3: 372A, 350HP,
400-690 V AC, 115 V AC,
CAGE CLAMP TERMINALS

| General details: | | |
|--|--|---|
| product brand name | | SIRIUS |
| Product equipment | | |
| <ul style="list-style-type: none"> integrated bridging contact system | | Yes |
| <ul style="list-style-type: none"> thyristors | | Yes |
| Product function | | |
| <ul style="list-style-type: none"> intrinsic device protection | | Yes |
| <ul style="list-style-type: none"> motor overload protection | | Yes |
| <ul style="list-style-type: none"> evaluation of thermal resistor motor protection | | Yes |
| <ul style="list-style-type: none"> reset external | | Yes |
| <ul style="list-style-type: none"> adjustable current limitation | | Yes |
| <ul style="list-style-type: none"> inside-delta circuit | | Yes |
| Product component / outlet for enine brake | | Yes |
| Item designation | | |
| <ul style="list-style-type: none"> according to DIN EN 61346-2 | | Q |
| <ul style="list-style-type: none"> according to DIN 40719 extendable after IEC 204-2 / according to IEC 750 | | G |
| Power Electronics: | | |
| product designation | | soft starters for high feature applications |
| Operating current | | |

| | | |
|--|----|-------------|
| • at 40 °C / rated value | A | 250 |
| • at 50 °C / rated value | A | 215 |
| • at 60 °C / rated value | A | 185 |
| • for three-phase servomotors / at 3-phase root switching | | |
| • at 40 °C / rated value | A | 433 |
| • at 50 °C / rated value | A | 372 |
| • at 60 °C / rated value | A | 320 |
| Emitted mechanical power / for three-phase servomotors | | |
| • at 400 V / at standard switching / at 40 °C | | |
| • rated value | W | 132,000 |
| • at 500 V / at standard switching / at 40 °C | | |
| • rated value | W | 160,000 |
| • at 690 V / at standard switching / at 40 °C | | |
| • rated value | W | 250,000 |
| • at 400 V / at 3-phase root switching / at 40 °C | | |
| • rated value | W | 250,000 |
| • at 500 V / at 3-phase root switching / at 40 °C | | |
| • rated value | W | 315,000 |
| Operating frequency | | |
| • rated value | Hz | 50 ... 60 |
| Relative negative tolerance / of the operating frequency | % | -10 |
| Relative positive tolerance / of the operating frequency | % | 10 |
| Operating voltage / with standard circuit / rated value | V | 400 ... 690 |
| Relative negative tolerance / of the operating voltage / with standard circuit | % | -15 |
| Relative positive tolerance / of the operating voltage / with standard circuit | % | 10 |
| Operating voltage / at 3-phase root switching / rated value | V | 400 ... 600 |
| Relative negative tolerance / of the operating voltage / with inside-delta circuit | % | -15 |
| Relative positive tolerance / of the operating voltage / with inside-delta circuit | % | 10 |
| Minimum load in % of I_M | % | 8 |
| Adjustable rated current / of the motor / for motor overload protection / minimum | A | 50 |
| Continuous operating current in % of I_e / at 40°C | % | 115 |
| Active power loss / at operating current / at 40°C / during operating phase / typical | W | 110 |
| Control electronics: | | |
| Type of voltage / of the controlled supply voltage | | AC |
| Control supply voltage frequency / 1 / rated value | Hz | 50 |

| | | |
|--|----|---------|
| Control supply voltage frequency / 2 / rated value | Hz | 60 |
| Relative negative tolerance / of the control supply voltage frequency | % | -10 |
| Relative positive tolerance / of the control supply voltage frequency | % | 10 |
| Control supply voltage / 1 | | |
| • at 50 Hz / for AC | V | 115 |
| • at 60 Hz / for AC | V | 115 |
| Relative negative tolerance / of the control supply voltage / at 60 Hz / for AC | % | -15 |
| Relative positive tolerance / of the control supply voltage / at 60 Hz / for AC | % | 10 |
| Type of display / for fault signal | | Display |

Mechanical design:

| | | |
|---|----|---|
| Width | mm | 210 |
| Height | mm | 230 |
| Depth | mm | 298 |
| Type of mounting | | screw fixing |
| mounting position | | bei senkrechter Montageebene +/-90° drehbar, bei senkrechter Montageebene +/- 22,5° nach vorne und hinten kippbar |
| Distance, to be maintained, to the ranks assembly | | |
| • upwards | mm | 100 |
| • sideways | mm | 5 |
| • downwards | mm | 75 |
| Installation altitude / at a height over sea level | m | 5,000 |
| Cable length / maximum | m | 500 |
| Number of poles / for main current circuit | | 3 |

Electrical connections:

| | | |
|---|--|----------------------------|
| Design of the electrical connection | | |
| • for main current circuit | | busbar connection |
| • for auxiliary and control current circuit | | spring-loaded terminals |
| Number of NC contacts / for auxiliary contacts | | 0 |
| Number of NO contacts / for auxiliary contacts | | 3 |
| Number of change-over switches / for auxiliary contacts | | 1 |
| Type of the connectable conductor cross-section / for main contacts / for box terminal / when using the front clamping point | | |
| • finely stranded / with conductor end processing | | 70 ... 240 mm ² |
| • finely stranded / without conductor end processing | | 70 ... 240 mm ² |
| • stranded | | 95 ... 300 mm ² |

| | | |
|--|--|--|
| Type of the connectable conductor cross-section / for main contacts / for box terminal / when using the back clamping point <ul style="list-style-type: none"> finely stranded / with conductor end processing without conductor final cutting / without conductor end processing stranded | | 120 ... 185 mm ² 120 ... 185 mm ² 120 ... 240 mm ² |
| Type of the connectable conductor cross-section / for main contacts / for box terminal / when using both clamping points <ul style="list-style-type: none"> finely stranded / with conductor end processing without conductor final cutting / without conductor end processing stranded | | min. 2x 50 mm ² , max. 2x 185 mm ² min. 2x 50 mm ² , max. 2x 185 mm ² max. 2x 70 mm ² , max. 2x 240 mm ² |
| Type of the connectable conductor cross-section / for AWG conductors / for main contacts / for box terminal <ul style="list-style-type: none"> when using the back cl when using the front c when using both clampi | | 250 ... 500 kcmil 3/0 ... 600 kcmil min. 2x 2/0, max. 2x 500 kcmil |
| Type of the connectable conductor cross-section / for DIN cable lug / for main contacts <ul style="list-style-type: none"> finely stranded stranded | | 50 ... 240 mm ² 70 ... 240 mm ² |
| Type of the connectable conductor cross-section <ul style="list-style-type: none"> for AWG conductors / for main contacts | | 2/0 ... 500 kcmil |
| Type of the connectable conductor cross-section <ul style="list-style-type: none"> for auxiliary contacts <ul style="list-style-type: none"> solid finely stranded / with conductor end processing for AWG conductors / for auxiliary contacts | | 2x (0.25 ... 1.5 mm ²) 2x (0.25 ... 1.5 mm ²) 2x (24 ... 16) |

Ambient conditions:

| | | |
|---|------------|-------------------|
| Ambient temperature <ul style="list-style-type: none"> during operating during storage | / °C °C | 60 -25 ... +80 |
| Derating temperature | °C | 40 |
| Protection class IP | | IP00 |

Certificates/approvals:

General Product Approval

EMC



Test Certificates

[Special Test Certificate](#)

[Type Test Certificates/Test Report](#)

Shipping Approval



other

[Declaration of Conformity](#)

[Environmental Confirmations](#)

UL/CSA ratings

yielded mechanical performance (hp) / for three-phase squirrel cage motors

- at 460/480 V / at standard circuit
 - at 50 °C / rated value
- at 575/600 V / at standard circuit
 - at 50 °C / rated value
- at 460/480 V / at inside-delta circuit / at 50 °C / rated value
- at 575/600 V / at inside-delta circuit / at 50 °C / rated value

| | |
|----|-----|
| hp | 150 |
| hp | 200 |
| hp | 300 |
| hp | 350 |

Contact rating designation / for auxiliary contacts / according to UL

B300 / R300

Further information:

Information- and Downloadcenter (Catalogs, Brochures,...)

<http://www.siemens.com/industrial-controls/catalogs>

Industry Mall (Online ordering system)

<http://www.siemens.com/industrial-controls/mall>

CAX-Online-Generator

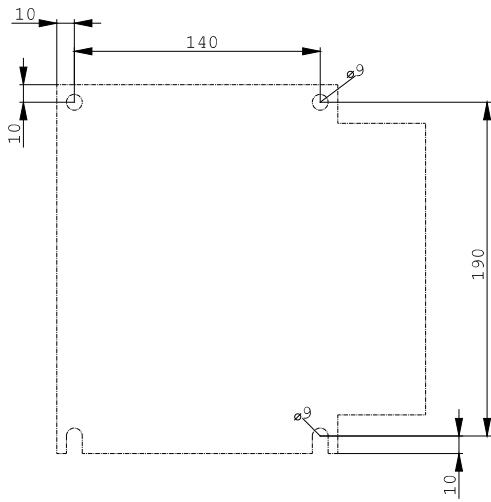
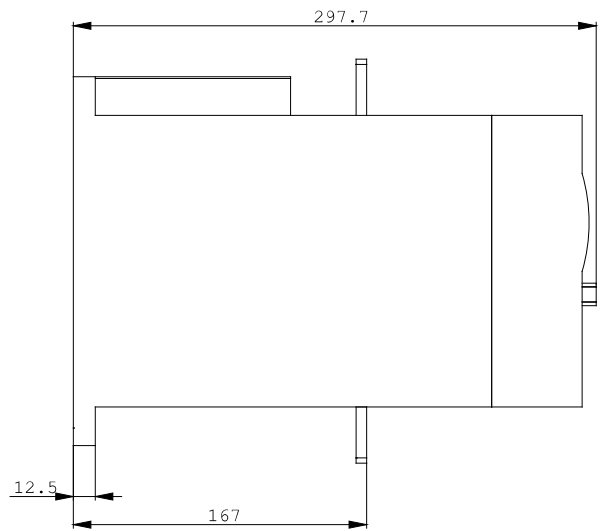
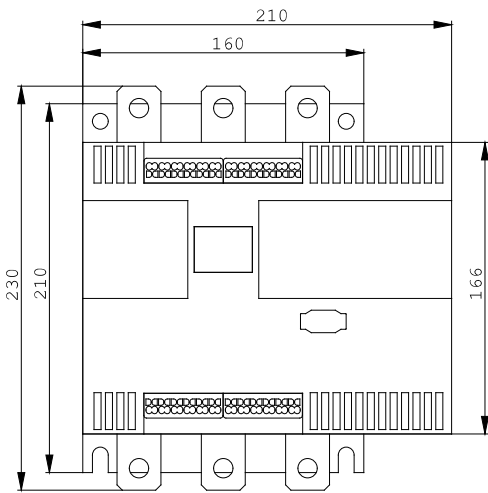
<http://www.siemens.com/cax>

Service&Support (Manuals, Certificates, Characteristics, FAQs,...)

<http://support.automation.siemens.com/WW/view/en/3RW4444-2BC36/all>

Image database (product images, 2D dimension drawings, 3D models, device circuit diagrams, ...)

http://www.automation.siemens.com/bilddb/cax_en.aspx?mlfb=3RW4444-2BC36



last change:

Feb 7, 2013