

AUX. CONTACTOR 62 E DIN EN 50011 FOR RAILWAY APPLICATIONS 6NO+2NC, SCREW TERMINAL OPERAT. RANGE 0.7...1.25 X US CONNECTED TO VARISTOR DC SOLENOID SYSTEM DC 110V FOR FORK-TYPE CABLE LUG

### General technical data:

Size of contactor	0
Ambient temperature during operation	-40 ... +70 °C
Protection class IP on the front	IP20
Equipment marking acc. to DIN 40719 extended according to IEC 204-2 acc. to IEC 750	K
Equipment marking acc. to DIN EN 61346-2	K
Equipment marking acc. to DIN EN 81346-2	K

### Control circuit/ Control:

Type of voltage of the control supply voltage	DC
Control supply voltage	
<ul style="list-style-type: none"> <li>• at DC</li> <li>— rated value</li> </ul>	110 V

### Auxiliary circuit:

Operating current at AC-15	
<ul style="list-style-type: none"> <li>• at 230 V rated value</li> <li>• at 400 V rated value</li> </ul>	10 A 6 A
Identification number and letter for switching elements	62 E
Number of NC contacts for auxiliary contacts	2
<ul style="list-style-type: none"> <li>• lagging switching</li> <li>• delayed switching</li> <li>• make-before-break switching</li> </ul>	0 0 0
Number of NO contacts for auxiliary contacts	6
<ul style="list-style-type: none"> <li>• delayed switching</li> <li>• leading contact</li> <li>• make-before-break switching</li> </ul>	0 0 0
Number of CO contacts for auxiliary contacts	0




### Connections/ Terminals:

Design of the surge suppressor	with varistor
Type of electrical connection for auxiliary and control current circuit	solder pin connectors

### Mechanical data:

Mounting type	screw fixing
Width	45 mm
Height	78 mm
Depth	135 mm

#### Certificates/approvals

General Product Approval	Declaration of Conformity	Test Certificates			
 CCC		 EG-Konf.	<a href="#">spezielle Prüfbescheinigungen</a>	<a href="#">Typprüfbescheinigung/Werkszeugnis</a>	<a href="#">sonstig</a>

Shipping Approval	other
-------------------	-------



[sonstig](#)

[Umweltbestätigung](#)

#### Safety related data:

Protection against electrical shock	finger-safe
B10 value with high demand rate acc. to SN 31920	1 000 000
• Note	With 0.3 x Ie
T1 value for proof test interval or service life acc. to IEC 61508	20 y

#### Further information

**Information- and Downloadcenter (Catalogs, Brochures,...)**

<http://www.siemens.com/industrial-controls/catalogs>

**Industry Mall (Online ordering system)**

<https://mall.industry.siemens.com/mall/en/en/Catalog/product?mlfb=3TH4262-6LF4>

**Cax online generator**

<http://support.automation.siemens.com/WW/CAXorder/default.aspx?lang=en&mlfb=3TH4262-6LF4>

**Service&Support (Manuals, Certificates, Characteristics, FAQs,...)**

<https://support.industry.siemens.com/cs/ww/en/ps/3TH4262-6LF4>

**Image database (product images, 2D dimension drawings, 3D models, device circuit diagrams, EPLAN macros, ...)**

[http://www.automation.siemens.com/bilddb/cax\\_de.aspx?mlfb=3TH4262-6LF4&lang=en](http://www.automation.siemens.com/bilddb/cax_de.aspx?mlfb=3TH4262-6LF4&lang=en)

last modified:

10/07/2016