

WITHDRAWABLE CIRCUIT BREAKER WITH GUIDE
FRAME 4-POLE,
SIZE I, IEC IN=1000A TO 690V,
AC50/60HZ ICU=55KA AT 500V REAR CONNECTION
VERTICAL






General technical data:





Number of poles	4
------------------------	---

Connections:

Arrangement of electrical connectors	with guide frame, main connection vertical
<ul style="list-style-type: none"> for main current circuit 	

Certificates/approvals:

General Product Approval		EMC		Declaration of Conformity
				
CB	CCC	GOST	C-TICK	EG-Konf.

Shipping Approval				
				
ABS	BUREAU VERITAS	DNV	GL	LRS

other	
other	Environmental Confirmations

Further information:

- Information- and Downloadcenter (Catalogs, Brochures,...)**
<http://www.siemens.com/lowvoltage/catalogs>
- Industry Mall (Online ordering system)**
<http://www.siemens.com/lowvoltage/mall>
- Service&Support (Manuals, Certificates, Characteristics, FAQs,...)**
<http://support.automation.siemens.com/WWW/view/en/3WL1110-2..47-..../all>
- Image database (product images, 2D dimension drawings, 3D models, device circuit diagrams, ...)**
http://www.automation.siemens.com/bilddb/cax_en.aspx?mlfb=3WL1110-2..47-....
- CAX-Online-Generator**
<http://www.siemens.com/cax>

last change:

Feb 9, 2013