SIEMENS

Data sheet 3WL1110-4CB34-4AN2

FIXED-MOUNTED CIRCUIT BREAKER 3-POLE, SIZE I, IEC IN=1000A TO 690V, AC50/60HZ ICU=85KA AT 500V FRNT.CONN. TOP/BOT. DUAL-HOLE

Model		
product brandname		SENTRON
Product designation		ACB
Design of the operating mechanism		Pushbutton
Type of the driving mechanism		Manual/motorized operating mechanism with mechanical and electrical closing
Type of the driving mechanism / motor drive		Yes
Design of the overcurrent release		ETU25B

General technical data		
Number of poles		3
Size of the circuit-breaker		1
Electrical endurance (switching cycles) / typical		15 000
Usage category		B
circuit-breaker / Design		3WL1110
Mechanical service life (switching cycles) / typical		15 000

Voltage		
Rated insulation voltage Ui	V	1 000

Protection class

Subject to change without notice
© Copyright Siemens

Protection class IP		IP20
Protective function of the overcurrent release		LSI

Dissipation

Power loss [W]		
• for rated value of the current / at AC / in hot operating state / per pole	W	33.3
• maximum	W	100

Electricity

Continuous current / rated value	A	1 000
Adjustable pick-up value current		
• of instantaneous short-circuit trip unit / initial value	A	20 000
• of instantaneous short-circuit trip unit / Full-scale value	A	20 000
Short-time current resistance (Icw)		
• limited to 0.5 s / rated value	kA	75
• limited to 1 s / rated value	kA	66
• limited to 2 s / rated value	kA	46
• limited to 3 s / rated value	kA	37

Main circuit

Operating frequency		
• 1 / rated value	Hz	50
• 2 / rated value	Hz	60
Operating voltage		
• at AC / at 50/60 Hz / rated value	V	690
Operating current		
• at 40 °C / rated value	A	1 000
• at 50 °C / rated value	A	1 000
• at 55 °C / rated value	A	1 000
• at 60 °C / rated value	A	1 000
• at 65 °C / rated value	A	1 000
• at 70 °C / rated value	A	1 000

Suitability

Suitability for use		Plant / motor protection

Product details

Product component		
• Trip indicator		Yes
• Voltage trigger		No
• undervoltage release		Yes
Product extension / optional / motor drive		No

Subject to change without notice
© Copyright Siemens

Product function		
Product function		
• Ground fault protection		No

Display and operation		
Display version		without display

Short circuit		
Operational short-circuit current breaking capacity (Ics)		
• at 415 V / rated value	kA	85
• at 500 V / rated value	kA	85
• at 690 V / rated value	kA	66
Maximum short-circuit current breaking capacity (Icu)		
• at 415 V / rated value	kA	85
• at 500 V / rated value	kA	85
• at 690 V / rated value	kA	66
• at 1000/1150 V / rated value	kA	50

Connections		
Arrangement of electrical connectors / for main current circuit		Main connection top front/bottom double hole
Type of electrical connection / for main current circuit		busbar connection

Mechanical Design		
Height	mm	541
Width	mm	320
Depth	mm	369
Mounting type		fixed mounting

Environmental conditions		
Ambient temperature		
• during operation / minimum	°C	-20
• during operation / maximum	°C	70
• during storage / minimum	°C	-40
• during storage / maximum	°C	70

Certificates		
Equipment marking		
• acc. to DIN EN 61346-2		Q
• acc. to DIN EN 81346-2		Q

Subject to change without notice
© Copyright Siemens

General Product Approval			Declaration of Conformity	Test Certificates	
CB	CCC	VDE	EG-Konf.	spezielle Prüfbescheinigungen	sonstig

Shipping Approval					
ABS	BUREAU VERITAS	DNV	GL	LRS	PRS

Shipping Approval	other	
RMRS	Umweltbestätigung	sonstig

Further information

Industry Mall (Online ordering system)
https://mall.industry.siemens.com/mall/en/en/Catalog/product?mlfb=3WL1110-4CB34-4AN2

Service&Support (Manuals, Certificates, Characteristics, FAQs,...)
http://support.automation.siemens.com/WW/view/en/3WL1110-4CB34-4AN2/all

Image database (product images, 2D dimension drawings, 3D models, device circuit diagrams, ...)
http://www.automation.siemens.com/bilddb/cax_en.aspx?mlfb=3WL1110-4CB34-4AN2

CAx-Online-Generator
http://www.siemens.com/cax

Tender specifications
http://www.siemens.com/specifications

Subject to change without notice
© Copyright Siemens

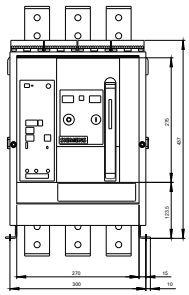

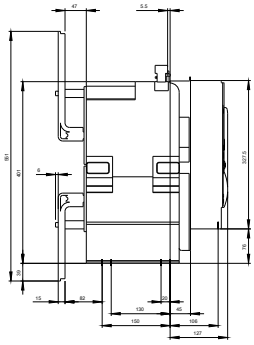

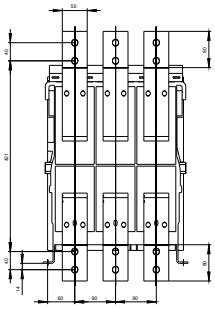

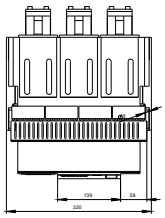

Subject to change without notice
© Copyright Siemens

last modified: 03/07/2017

Subject to change without notice
© Copyright Siemens