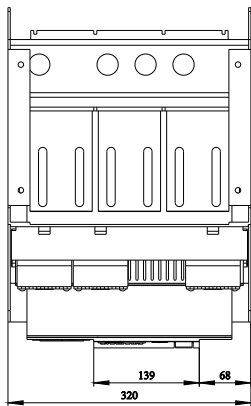

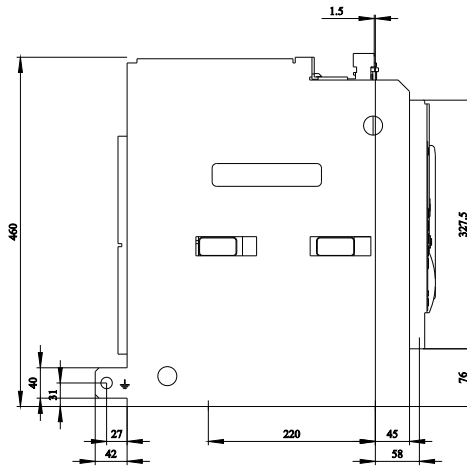
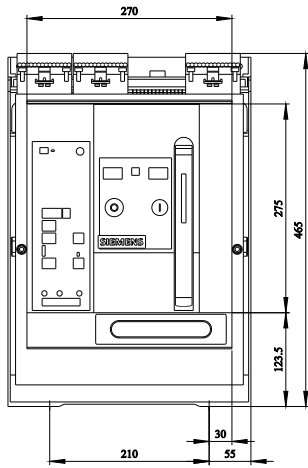
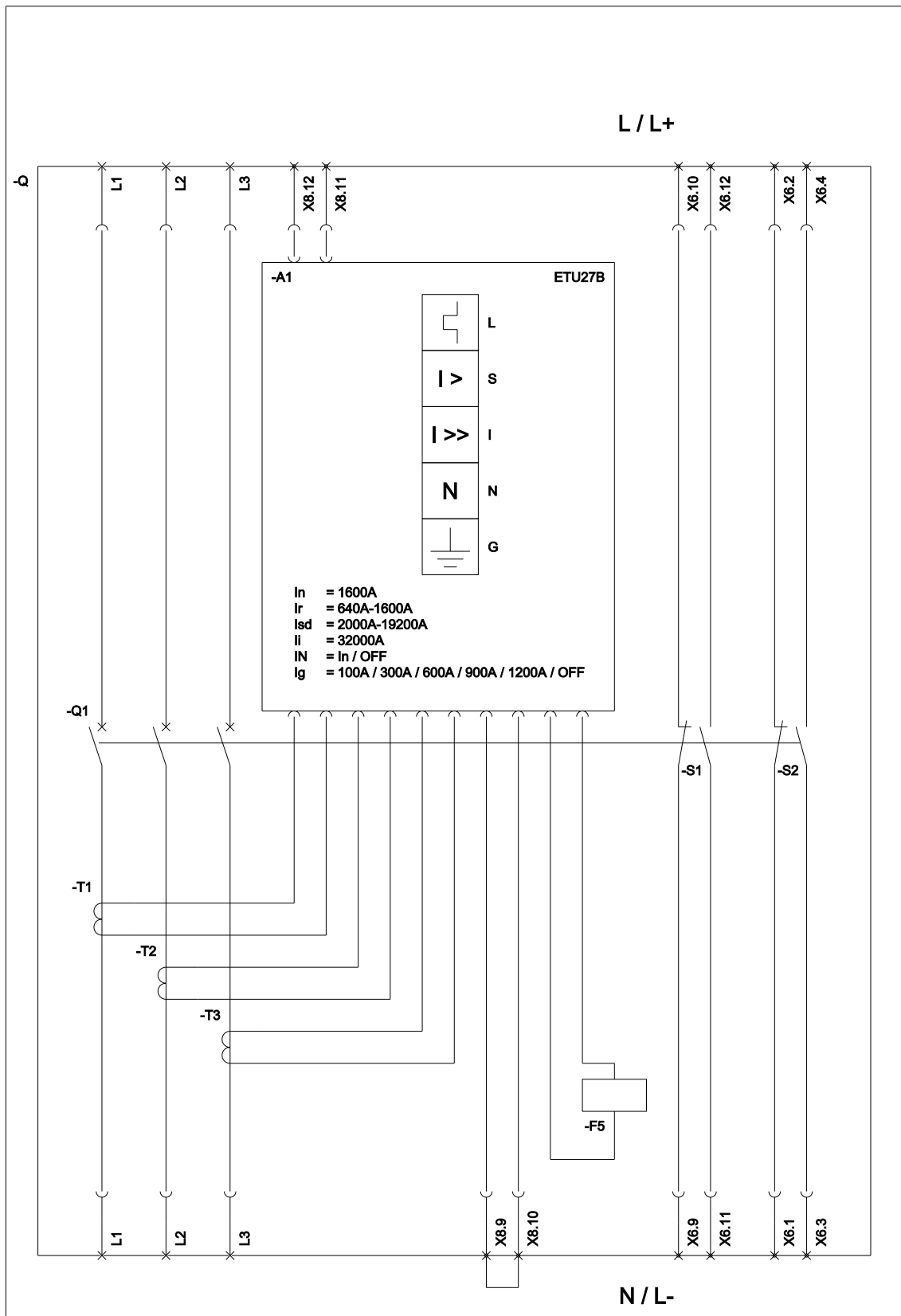


withdrawable circuit breaker without guide frame 3-pole, size I, IEC
 $I_n=1600\text{A}$ to 690V, AC50/60Hz $I_{cu}=55\text{kA}$ at 500V rear connection
 horizontal Overcurrent release ETU 27 LSING protection adjustable 0.4-1
 in Ground fault/N protection integrated With manual operating mechanism
 with storage with mechanical request without 1st auxiliary release without
 2nd auxiliary release 2NO+2NC F40= Sealing disc for ETU25-76 for
 protection against unauthorized operation T40= Door sealing frame

Model	
product brand name	SENTRON
product designation	ACB
design of the product	IEC 60947-2
design of the actuating element	Pushbutton
type of the driving mechanism	Manual operating mechanism with mechanical closing
type of the driving mechanism / motor drive	No
design of the overcurrent release	ETU27B
General technical data	
number of poles	3
size of the circuit-breaker	1
utilization category	B
circuit-breaker / Design	3WL1
Voltage	
Rated insulation voltage U_i	1 000 V
insulation voltage / rated value	1 000 V
operating voltage	
• at AC / at 50/60 Hz / rated value	690 V
Protection class	
protection class IP	IP20
protection class IP / on the front	IP41
protection function of the overcurrent release	LSING
Dissipation	
power loss [W]	
• for rated value of the current / at AC / in hot operating state / per pole	116.7 W
• maximum	350 W
Current	
operational current	
• at 40 °C / rated value	1 600 A
• at 45 °C / rated value	1 600 A
• at 50 °C / rated value	1 600 A
• at 55 °C / rated value	1 600 A
• at 60 °C / rated value	1 600 A
• at 65 °C / rated value	1 600 A
• at 70 °C / rated value	1 490 A
continuous current / rated value / maximum	1 600 A
continuous current / rated value	1 600 A
adjustable current response value current	
• of the current-dependent overload release / full-scale value	1 600 A
• of instantaneous short-circuit trip unit / minimum	32 000 A
• of instantaneous short-circuit trip unit / maximum	32 000 A
Main circuit	
operating frequency	
• 1 / rated value	50 Hz

• 2 / rated value	60 Hz
Auxiliary circuit	
number of NC contacts / for auxiliary contacts	2
number of NO contacts / for auxiliary contacts	2
Suitability	
suitability for use	Plant / motor protection
Adjustable parameters	
adjustable current response value current / of the current-dependent overload release / initial value	640 A
Product details	
product component	
• trip indicator	Yes
• voltage trigger	No
• undervoltage release	No
design of the auxiliary switch	2 NO + 2 NC
product extension / optional / motor drive	Yes
Product function	
product function	
• grounding protection	Yes
• phase failure detection	Yes
Display and operation	
display version	without display
Short circuit	
breaking capacity operating short-circuit current (Ics)	
• at 415 V / rated value	55 kA
• at 500 V / rated value	55 kA
• at 690 V / rated value	42 kA
breaking capacity maximum short-circuit current (Icu)	
• at 415 V / rated value	55 kA
• at 500 V / rated value	55 kA
• at 690 V / rated value	42 kA
Connections	
arrangement of electrical connectors / for main current circuit	without guide frame
type of electrical connection / for main current circuit	Blade contacts
Mechanical Design	
height	411.5 mm
width	311 mm
depth	337 mm
fastening method	drawer unit
Environmental conditions	
ambient temperature / during operation	
• minimum	-20 °C
• maximum	70 °C
ambient temperature / during storage	
• minimum	-40 °C
• maximum	70 °C
Further information	
Industry Mall (Online ordering system)	
https://mall.industry.siemens.com/mall/en/en/Catalog/product?mlfb=3WL1116-2DG35-1AA2-Z F40+T40	
Service&Support (Manuals, Certificates, Characteristics, FAQs,...)	
https://support.industry.siemens.com/cs/ww/en/ps/3WL1116-2DG35-1AA2-Z F40+T40	
Image database (product images, 2D dimension drawings, 3D models, device circuit diagrams, ...)	
http://www.automation.siemens.com/bilddb/cax_en.aspx?mlfb=3WL1116-2DG35-1AA2-Z F40+T40	
CAX-Online-Generator	
http://www.siemens.com/cax	
Tender specifications	
http://www.siemens.com/specifications	





L (Long Time Delay / Überlastschutz); S (Short Time Delay / Kurzschlusschutz, kurzzeitverzögert);
 I (Instantaneous / Kurzschlusschutz, unverzögert); N (Neutral Protection / Neutralleiterschutz);
 G (Ground Fault Protection / Erdschlusschutz); F5 (Maglatch for trip unit / Auslösemagnet); S1 - S8 (Auxiliary switch / Hilfsschalter);

last modified:

9/28/2022 