

WITHDRAWABLE CIRCUIT BREAKER WITH GUIDE  
FRAME 4-POLE,  
SIZE II, IEC IN=800A TO 690V,  
AC50/60HZ ICU=66KA AT 500V REAR CONNECTION  
VERTICAL






**General technical data:**

<b>Number of poles</b>	4
------------------------	---

**Connections:**

<b>Arrangement of electrical connectors</b>	with guide frame, main connection vertical
<ul style="list-style-type: none"> <li>for main current circuit</li> </ul>	

**Certificates/approvals:**

General Product Approval			EMC	Declaration of Conformity
				
CB	CCC	GOST	C-TICK	EG-Konf.

**Shipping Approval**

				
ABS	BUREAU VERITAS	DNV	GL	LRS

**other**

<a href="#">other</a>	<a href="#">Environmental Confirmations</a>
-----------------------	---

**Further information:**

**Information- and Downloadcenter (Catalogs, Brochures,...)**  
<http://www.siemens.com/lowvoltage/catalogs>

**Industry Mall (Online ordering system)**  
<http://www.siemens.com/lowvoltage/mall>

**Service&Support (Manuals, Certificates, Characteristics, FAQs,...)**  
<http://support.automation.siemens.com/WWW/view/en/3WL1208-2..47-..../all>

**Image database (product images, 2D dimension drawings, 3D models, device circuit diagrams, ...)**  
[http://www.automation.siemens.com/bilddb/cax\\_en.aspx?mlfb=3WL1208-2..47-....](http://www.automation.siemens.com/bilddb/cax_en.aspx?mlfb=3WL1208-2..47-....)

**CAX-Online-Generator**  
<http://www.siemens.com/cax>

last change:

Feb 9, 2013