

WITHDRAW. NON-AUT. CIRCUIT-B. WITH GUIDE FRAME
 3-POLE,
 SIZE II, IEC IN=2000A TO 690V,
 AC50/60HZ ICU=80KA AT 500V REAR CONNECTION
 VERTICAL






General technical data:

Number of poles	3
------------------------	---

Connections:

Arrangement of electrical connectors	with guide frame, main connection vertical
<ul style="list-style-type: none"> for main current circuit 	

Certificates/approvals:

General Product Approval			EMC	Declaration of Conformity
				
CB	CCC	GOST	C-TICK	EG-Konf.

Shipping Approval

				
ABS	BUREAU VERITAS	DNV	GL	LRS

other

other	Environmental Confirmations
-----------------------	---

Further information:

- Information- and Downloadcenter (Catalogs, Brochures,...)**
<http://www.siemens.com/lowvoltage/catalogs>

- Industry Mall (Online ordering system)**
<http://www.siemens.com/lowvoltage/mall>

- Service&Support (Manuals, Certificates, Characteristics, FAQs,...)**
<http://support.automation.siemens.com/WWW/view/en/3WL1220-3A.37-..../all>

- Image database (product images, 2D dimension drawings, 3D models, device circuit diagrams, ...)**
http://www.automation.siemens.com/bilddb/cax_en.aspx?mlfb=3WL1220-3A.37-....

- CAX-Online-Generator**
<http://www.siemens.com/cax>

last change:

Feb 9, 2013