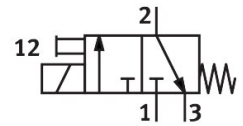
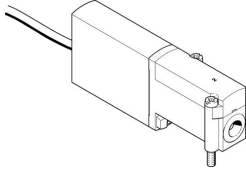



Air solenoid valve MHA4-MS1H-3/2G-4-K

Part number: 525177

FESTO



 General operating condition

Data sheet

Feature	Value
Valve function	3/2, closed, monostable
Actuation type	Electrical
Width	18 mm
Standard nominal flow rate	400 l/min
Pneumatic working port	Sub-base
Operating voltage	24V DC
Operating pressure	-0.09 MPa ... 0.8 MPa
Operating pressure	-0.9 bar ... 8 bar
Operating pressure	-13.05 psi ... 116 psi
Structural design	Pressure-relieved poppet valve
Reset method	Mechanical spring
Degree of protection	IP65
Certification	RCM compliance mark c UL us - Recognized (OL)
CE marking (see declaration of conformity)	As per EU EMC directive As per EU RoHS directive
UKCA marking (see declaration of conformity)	To UK instructions for EMC To UK RoHS instructions
Nominal width	4 mm
Width dimension	24 mm
Note on grid dimension	Minimum distance between the valves is 6 mm
Exhaust air function	With flow control option
Sealing principle	Soft
Mounting position	Any
Manual override	Non-detenting
Type of control	Direct
Flow direction	Reversible with restrictions
Symbol	00991308
Lap	Underlap
Reverse polarity protection	Bipolar
Additional functions	Spark suppression Holding current reduction Protective circuit
Operating pressure, reversible	-0.09 MPa ... 0.1 MPa
Operating pressure, reversible	-0.9 bar ... 1 bar
Operating pressure, reversible	-13.05 psi ... 14.5 psi
Max. switching frequency	210 Hz

Feature	Value
Switching time off	3.5 ms
On switching time	3.5 ms
Tolerance for switching time off	+10 %/-40 %
Tolerance for ON switching time	+10%/-30%
Switching time variation at 1 Hz and above	0.3 ms
Duty cycle	100%
Coil characteristics	24 V DC: low-current phase 2.125 W, high-current phase 8.5 W
Permissible voltage fluctuations	+/- 10 %
Operating medium	Compressed air as per ISO 8573-1:2010 [7:4:4]
Information on operating and pilot media	Operation with oil lubrication possible (required for further use)
Vibration resistance	Transport application test with severity level 2 as per FN 942017-4 and EN 60068-2-6
Shock resistance	Shock test with severity level 2 as per FN 942017-5 and EN 60068-2-27
Corrosion resistance class (CRC)	2 - Moderate corrosion stress
LABS (PWIS) conformity	VDMA24364-B1/B2-L
Cleanroom class	Class 6 according to ISO 14644-1
Temperature of medium	-5 °C ... 40 °C
Ambient temperature	-5 °C ... 40 °C
Product weight	270 g
Electrical connection	Cable
Cable length	2.5 m
Type of mounting	On PR rail
Pneumatic connection 1	Sub-base
Pneumatic connection 2	Sub-base
Pneumatic connection 3	Sub-base
Note on materials	RoHS-compliant
Seals material	HNBR NBR
Housing material	Die-cast metal, coated
Material of cable sheath	PUR
Material of screws	Steel, galvanized