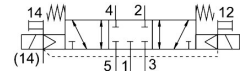




# Air solenoid valve VSVA-B-P53C-ZTR-A1-1T1L

Part number: 8033025

**FESTO**



 [General operating condition](#)

## Data sheet

Feature	Value
Valve function	5/3, closed
Actuation type	Electrical
Width	26 mm
Standard nominal flow rate	1000 l/min
Pneumatic working port	Sub-base, size 26 mm according to ISO 15407-1 Connecting plate size 01 according to VDMA 24563 G1/4
Operating voltage	24V DC
Operating pressure	-0.09 MPa ... 1 MPa
Operating pressure	-0.9 bar ... 10 bar
Structural design	Piston gate valve
Certification	c UL us - Recognized (OL)
Degree of protection	IP65 NEMA 4
Exhaust air function	With flow control option Via throttle plate Via individual sub-base
Sealing principle	Soft
Mounting position	Any
Manual override	Detenting via accessory Non-detenting
Type of control	Pilot-controlled
Pilot air supply port	External Internal
Flow direction	Any
Symbol	00992938
Lap	Overlap
Signal status display	LED
Pilot pressure MPa	0.3 MPa ... 1 MPa
Pilot pressure	3 bar ... 10 bar
Flow rate of pneumatic valve	1400 l/min
Flow rate of pneumatic valve on individual sub-base	1200 l/min
Optimized flow rate of pneumatic valve, pneumatically concatenated flow	1350 l/min
Optimized flow rate of pneumatic valve pneumatically concatenated flow	1000 l/min
Switching time off	65 ms
On switching time	22 ms
Duty cycle	100%

Feature	Value
Max. positive test pulse with 0 signal	1200 µs
Max. negative test pulse on 1 signal	1100 µs
Max. current consumption	72 mA
Nominal operating voltage DC	24 V
Coil characteristics	24 V DC: 1.6 W
Surge resistance	2.5 kV
Contamination level	3
Permissible voltage fluctuations	+/- 10 %
Operating medium	Compressed air as per ISO 8573-1:2010 [7:4:4]
Information on operating and pilot media	Operation with oil lubrication possible (required for further use)
Vibration resistance	Transport application test with severity level 2 as per FN 942017-4 and EN 60068-2-6
Shock resistance	Shock test with severity level 2 as per FN 942017-5 and EN 60068-2-27
Corrosion resistance class (CRC)	0 - No corrosion stress
LABS (PWIS) conformity	VDMA24364-B1/B2-L
Relative air humidity	0 - 90 %
Pilot medium	Compressed air as per ISO 8573-1:2010 [7:4:4]
Ambient temperature	-5 °C ... 50 °C
Product weight	320 g
Electrical connection	Plug-in as per ISO 15407-2
Type of mounting	On sub-base
Pilot air port 12/14	Sub-base, size 26 mm as per ISO 15407-2
Pilot exhaust air port 82/84	Ducted Not ducted as per standard Optionally:
Pneumatic connection 1	Sub-base, size 26 mm as per ISO 15407-2
Pneumatic connection 2	Sub-base, size 26 mm as per ISO 15407-2
Pneumatic connection 3	Sub-base, size 26 mm as per ISO 15407-2
Pneumatic connection 4	Sub-base, size 26 mm as per ISO 15407-2
Pneumatic connection 5	Sub-base, size 26 mm as per ISO 15407-2
Note on materials	RoHS-compliant
Seals material	FPM HNBR NBR
Housing material	Die-cast aluminum PA
Material of screws	Steel, galvanized