

RCMKIT-I 24VAC 2CO LD

Weidmüller Interface GmbH & Co. KG


Klingenbergstraße 26

D-32758 Detmold

Germany

www.weidmueller.com

Product image



Similar to illustration

- Mounted kit consisting relay, socket and retaining clip
- 100 % function tested
- 100 % check of the dielectric strenght between input - output
- 2 CO contacts
- Optional test button with mechanical status indicator
- Bright status LED (AC coil: red / DC coil: green)
- Identification of coils (AC red / DC blue)

General ordering data

Version	RIDERSERIES RCM, Relay module, Number of contacts: 2, CO contact AgNi 90/10, Rated control voltage: 24 V AC, Continuous current: 12 A, Screw connection
Order No.	8920950000
Type	RCMKIT-I 24VAC 2CO LD
GTIN (EAN)	4032248692200
Qty.	10 pc(s).
Relevant base	8869400000
Relevant relay	8689760000
Relevant rim module	8869630000

Creation date March 29, 2021 11:42:13 PM CEST

RCMKIT-I 24VAC 2CO LD

Weidmüller Interface GmbH & Co. KG

Klingenbergstraße 26

D-32758 Detmold

Germany

www.weidmueller.com

Technical data

Dimensions and weights

Depth	78.3 mm	Depth (inches)	3.083 inch
Height	77 mm	Height (inches)	3.031 inch
Net weight	94.5 g	Width	27.2 mm
Width (inches)	1.071 inch		

Temperatures

Storage temperature	-40 °C...70 °C	Operating temperature	-40 °C...70 °C
Humidity	40 °C / 93 % rel. humidity, no condensation		

Probability of failure

B10	410.000 AC15: 250Vac/5A
-----	----------------------------

Environmental Product Compliance

REACH SVHC	Lead 7439-92-1
------------	----------------

Control side

Coil resistance	192 Ω ± 10 %	Power rating	1.32 VA
Pull-in/drop-out voltage, typ.	19.2 V / 7.2 V AC	Rated control voltage	24 V AC
Rated current AC	55 mA	Status indicator	red LED

Load side

AC switching capacity (resistive), max.	3000 VA	Continuous current	12 A
DC switching capacity (resistive), max.	288 W @ 24 V	Inrush current	24 A / 20 ms
Max. switching frequency at rated load	0.1 Hz	Min. switching power	1 mA @ 24 V, 10 mA @ 12 V, 100 mA @ 5 V
Rated switching voltage	250 V AC	Switch-off delay	≤ 10 ms
Switch-on delay	≤ 15 ms		

Contact data

Contact type	2 CO contact (AgNi 90/10)	Mechanical service life	AC coil 20 x 10 ⁶ switching cycles, DC coil 30 x 10 ⁶ switching cycles
--------------	------------------------------	-------------------------	--

General data

Rail	TS 35	Test button	yes (lockable)
Mechanical switch position indicator	Yes	Colour	black

Insulation coordination

Creepage and clearance distance input – output	≥ 4 mm	Dielectric strength of neighbouring contacts	2.5 kV _{eff} / 1 Min.
Dielectric strength of open contact	1.2 kV _{eff} / 1 min.	Dielectric strength, Input/Output	2.5 kV _{eff} / 1 Min.
Impulse withstand voltage	5 kV (1.2/50 μs)	Insulating material group	IIIa
Pollution severity	2	Protection degree	IP20
Rated voltage	250 V	Surge voltage category	III

Creation date March 29, 2021 11:42:13 PM CEST

Catalogue status 12.03.2021 / We reserve the right to make technical changes.

2

RCMKIT-I 24VAC 2CO LD

Weidmüller Interface GmbH & Co. KG

Klingenbergstraße 26

D-32758 Detmold

Germany

www.weidmueller.com

Technical data

Further details of approvals / standards

Standards	DIN EN 50178	Certificate no. (CSA) relay	249409-2426937
Certificate no. (CSA) base	249409-2295474	Certificate No. (DNVGL)	TAA000011A
Certificate no. (cURus) relay	E224238	Certificate no. (cURus) base	E223759

Connection data

Wire connection method	Screw connection	Stripping length, rated connection	8 mm
Tightening torque, min.	0.5 Nm	Tightening torque, max.	0.7 Nm
Clamping range, rated connection	2.5 mm ²	Clamping range, min.	1 mm ²
Clamping range, max.	2.5 mm ²	Wire cross-section, solid, min.	1 mm ²
Wire cross-section, solid, max.	2.5 mm ²	Wire connection cross section, finely stranded, min.	1 mm ²
Wire connection cross section, finely stranded, max.	2.5 mm ²	Wire connection cross-section, finely stranded with wire-end ferrules DIN 46228/4, min.	1 mm ²
Wire connection cross-section, finely stranded with wire-end ferrules DIN 46228/4, max.	2.5 mm ²	Conductor cross-section, flexible, AEH (DIN 46228-1), min.	1 mm ²
Conductor cross-section, flexible, AEH (DIN 46228-1), max.	2.5 mm ²	Wire connection cross section, finely stranded, two clampable wires, min.	1 mm ²
Wire cross-section, finely stranded, two clampable wires, max.	1.5 mm ²	Blade size	size PZ1

Classifications

ETIM 6.0	EC001437	ETIM 7.0	EC001437
ECLASS 9.0	27-37-16-01	ECLASS 9.1	27-37-16-01
ECLASS 10.0	27-37-16-01	ECLASS 11.0	27-37-16-01

Important note

Product information IP20 without connected conductor at complete opened clamping yoke connection.

Approvals

Approvals



ROHS Conform

Downloads

Approval/Certificate/Document of Conformity	EU Konformitätserklärung / EU Declaration of Conformity
Engineering Data	STEP
Engineering Data	EPLAN, WSCAD, Zuken E3.S

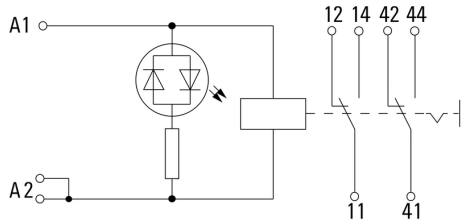
RCMKIT-I 24VAC 2CO LD

Weidmüller Interface GmbH & Co. KG
 Klingenbergstraße 26
 D-32758 Detmold
 Germany

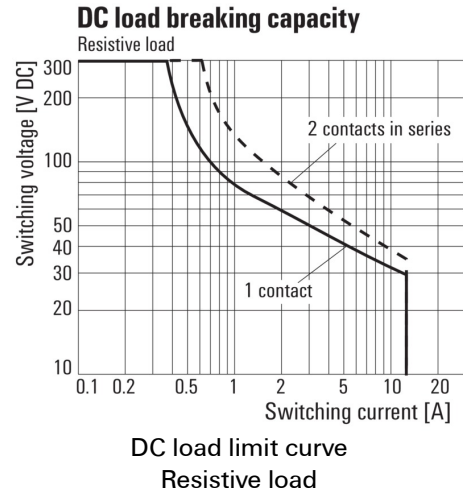
www.weidmueller.com

Drawings

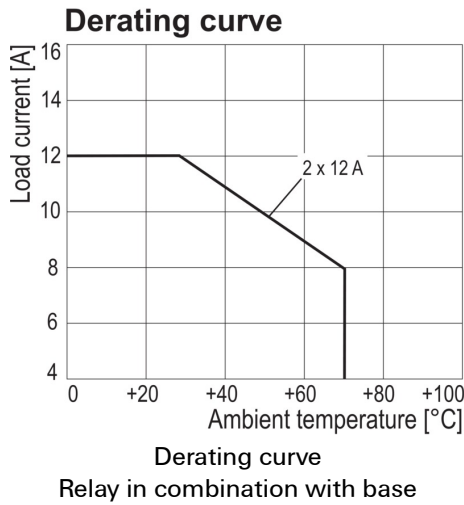
Wiring diagram



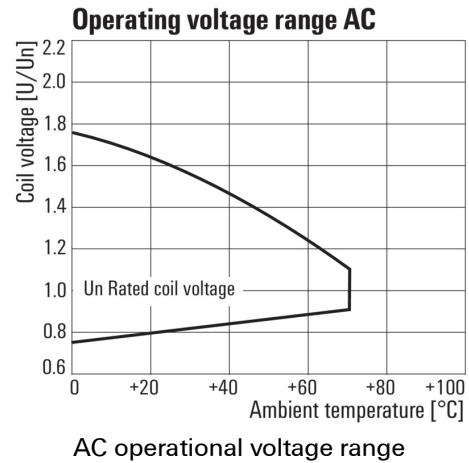
Graph



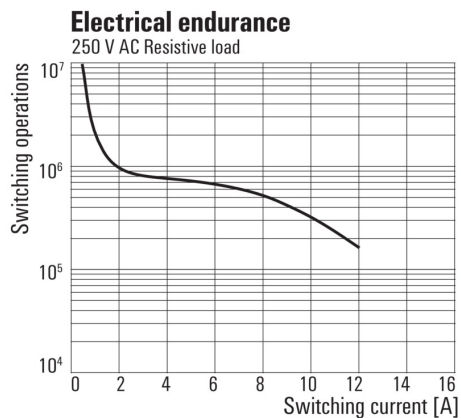
Graph



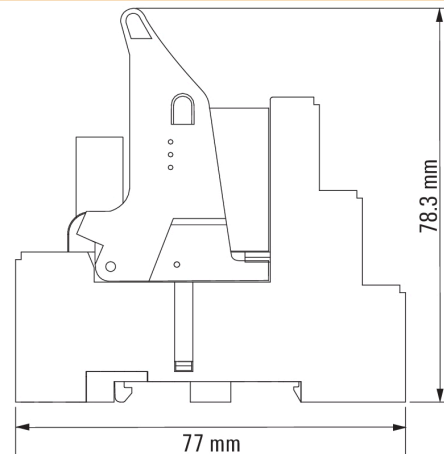
Graph



Graph



Dimensional drawing



RCMKIT-I 24VAC 2CO LD

Weidmüller Interface GmbH & Co. KG
 Klingenbergstraße 26
 D-32758 Detmold
 Germany

www.weidmueller.com

Drawings

