



Main

Range of product	Harmony 9001K
Product or component type	Complete illuminated pushbutton
Device short name	9001K
Type of operator	Spring return
Operator profile	Red flush unmarked
Operator additional information	Extended metallic guard

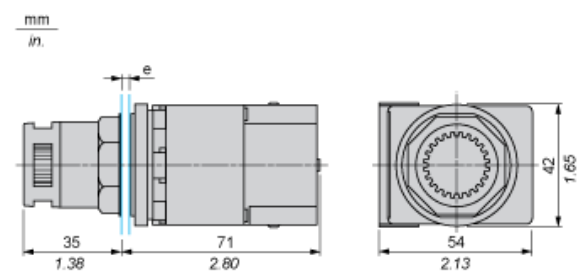
Complementary

Bezel material	Chromium plated metal
Mounting diameter	30 mm
Shape of signaling unit head	Octagonal
Light source	Incandescent
Bulb base	BA 9s
Light block supply	Via integral transformer (6 V)
[Us] rated supply voltage	230 V AC/DC
Connections - terminals	Screw clamp terminals (1 x 0.22...2 x 1.5 mm ²) conforming to IEC 60947-1
Tightening torque	0.8 N.m conforming to IEC 60947-1
Shape of screw head	Cross slotted
Mechanical durability	5000000 cycles
Operating position	Any position
[Ie] rated operational current	3 A at 240 V (AC-15) A600-Q600 conforming to NEMA
[Ui] rated insulation voltage	250 V (degree of pollution: 3) conforming to IEC 60947-1
[Uimp] rated impulse withstand voltage	2.5 kV conforming to IEC 60947-1
Contacts material	Silver alloy contacts
Contacts operation	Standard
Positive opening	Without
Short circuit protection	10 A cartridge fuse conforming to IEC 60947-5-1
[Ith] conventional free air thermal current	10 A
[Icm] rated short-circuit making capacity	≤ 60 kA at 120 V (AC-15) 7200 VA ≤ 30 kA at 240 V (AC-15) 7200 VA ≤ 15 kA at 480 V (AC-15) 7200 VA ≤ 12 kA at 600 V (AC-15) 7200 VA
Rated breaking capacity	≤ 6 kA at 120 V (AC-15) 720 VA ≤ 3 kA at 240 V (AC-15) 720 VA ≤ 1.5 kA at 480 V (AC-15) 720 VA ≤ 1.2 kA at 600 V (AC-15) 720 VA ≤ 0.55 kA at 125 V (DC-13) ≤ 0.27 kA at 250 V (DC-13) ≤ 0.1 kA at 600 V (DC-13)
CAD overall width	54 mm
CAD overall height	42 mm
CAD overall depth	106 mm
Terminals description ISO n°1	(13-14-11-12)OF
Product weight	0.25 kg

Environment

Standards	CSA C22-2 No 14 EN/IEC 60947-1 EN/IEC 60947-5-1 EN/IEC 60947-5-4 JIS C 4520 JIS C 852 UL 508
Product certifications	NEMA UL 508
Protective treatment	TC
Ambient air temperature for storage	-40...70 °C
Ambient air temperature for operation	-25...70 °C
Vibration resistance	7 gn (f = 2...500 Hz) conforming to IEC 60068-2-6
Shock resistance	50 gn conforming to IEC 60068-2-27
Class of protection against electric shock	Class II conforming to IEC 61140
IP degree of protection	IP66 conforming to IEC 60529
NEMA degree of protection	NEMA 4 NEMA 3R NEMA 3 NEMA 2 NEMA 13 NEMA 12 NEMA 1
RoHS EUR status	Compliant
RoHS EUR conformity date	0921

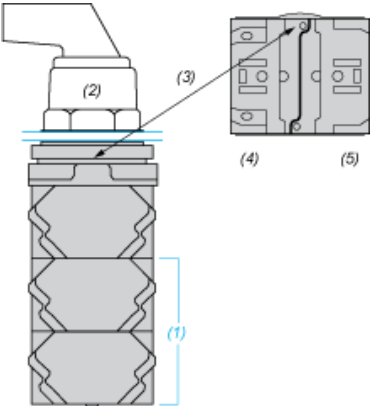
Dimensions



e panel thickness: 1 to 6 mm / 0.04 to 0.24 in.

Contact Block Mounting Position

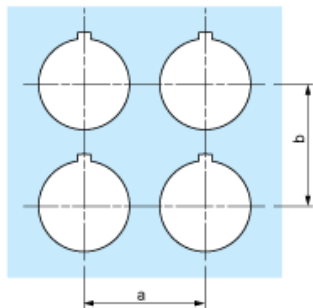
Top and Rear views



- (1) It is possible to mount up to 3 levels of contacts blocks (maximum of 6 contacts blocks)
- (2) Operator
- (3) Locating notch
- (4) Side 1
- (5) Side 2

Panel Cut-Out

Clearance



Legend plate	a min.		b min.	
	mm	in.	mm	in.
9001KN2••	57.2	2.25	44.5	1.75
9001KN3••	57.2	2.25	50.8	2.00

Individual Cut-outs Details

2 alternatives

