



## Main

Range of product	Harmony 9001K
Product or component type	Complete emergency stop pushbutton
Device short name	9001K
Type of operator	Trigger action (turn to release)
Operator profile	Red mushroom Ø 40 mm unmarked

## Complementary

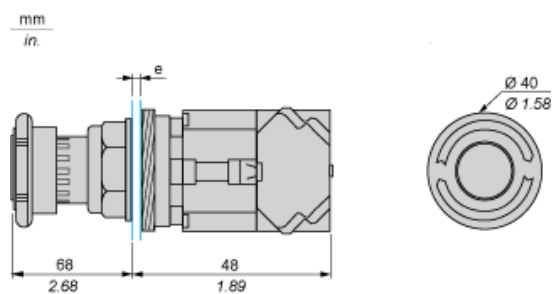
Bezel material	Chromium plated metal
Mounting diameter	30 mm
CAD overall width	40 mm
CAD overall height	40 mm
CAD overall depth	116 mm
Product weight	0.141 kg
Operating position	Any position
Shape of signaling unit head	Round
Head material	Plastic
Operator position information	2 positions
Contacts type and composition	2 NO + 2 NC
Mechanical durability	5000000 cycles
Connections - terminals	Screw clamp terminals (1 x 0.22...2 x 1.5 mm <sup>2</sup> ) conforming to EN/IEC 60947-1
Tightening torque	0.8 N.m conforming to EN/IEC 60947-1
Shape of screw head	Cross slotted head
Contacts material	Silver alloy contacts
Short circuit protection	10 A cartridge fuse conforming to EN/IEC 60947-5-1
[I <sub>th</sub> ] conventional free air thermal current	10 A
[U <sub>i</sub> ] rated insulation voltage	250 V (degree of pollution: 3) conforming to EN/IEC 60947-1
[U <sub>imp</sub> ] rated impulse withstand voltage	2.5 kV conforming to EN/IEC 60947-1
[I <sub>e</sub> ] rated operational current	0.55 A at 125 V DC-13, A600-Q600 conforming to NEMA 3 A at 240 V AC-15, A600-Q600 conforming to NEMA
[I <sub>cm</sub> ] rated short-circuit making capacity	<= 12 kA at 120 V AC-15, 7200 VA
Rated breaking capacity	<= 1.5 kA at 480 V AC-15, 720 VA <= 1.2 kA at 600 V AC-15, 720 VA <= 0.55 kA at 125 V DC-13 <= 0.27 kA at 250 V DC-13 <= 0.1 kA at 600 V DC-13 <= 6 kA at 120 V AC-15, 720 VA <= 3 kA at 240 V AC-15, 720 VA

## Environment

Protective treatment	TC
Ambient air temperature for storage	-40...70 °C
Ambient air temperature for operation	-25...70 °C
Class of protection against electric shock	Class II conforming to IEC 61140
IP degree of protection	IP66 conforming to IEC 60529

NEMA degree of protection	NEMA 4 NEMA 3R NEMA 3 NEMA 2 NEMA 13 NEMA 12 NEMA 1
Standards	EN/ISO 13850 for emergency stop devices if used with emergency stop legend plate type 9001KN EN/IEC 60204-1 for emergency stop devices if used with emergency stop legend plate type 9001KN UL 508 JIS C 852 JIS C 4520 EN/IEC 60947-5-4 EN/IEC 60947-1 EN/IEC 60947-5-1 CSA C22-2 No 14
Product certifications	NEMA UL 508
Vibration resistance	7 gn (f = 2...500 Hz) conforming to IEC 60068-2-6
Shock resistance	50 gn conforming to IEC 60068-2-27

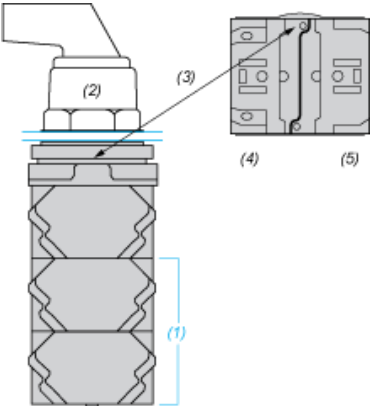
## Dimensions



e panel thickness: 1 to 6 mm / 0.04 to 0.24 in.

Contact Block Mounting Position

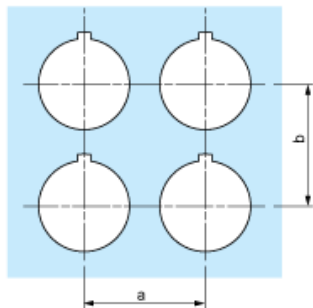
Top and Rear views



- (1) It is possible to mount up to 3 levels of contacts blocks (maximum of 6 contacts blocks)
- (2) Operator
- (3) Locating notch
- (4) Side 1
- (5) Side 2

Panel Cut-Out

Clearance



Legend plate	a min.		b min.	
	mm	in.	mm	in.
9001KN2••	57.2	2.25	44.5	1.75
9001KN3••	57.2	2.25	50.8	2.00

Individual Cut-outs Details

2 alternatives

