



## Main

Range of product	Harmony 9001K
Product or component type	Complete illuminated mushroom head pushbutton
Device short name	9001K
Type of operator	Stay put
Operator profile	Red mushroom Ø 41 mm unmarked
Light block supply	Direct

## Complementary

Bezel material	Chromium plated metal
Mounting diameter	30 mm
CAD overall width	54 mm
CAD overall height	42 mm
CAD overall depth	103 mm
Terminals description ISO n°1	(11-12)NC_OL (21-22)NC
Product weight	0.168 kg
Operating position	Any position
Shape of signaling unit head	Round
Operator position information	2 positions
Contacts type and composition	2 NC
Contacts type and composition	1 NC (slow-break) 1 NC (late-break)
Positive opening	With conforming to IEC 60947-5-2
Mechanical durability	5000000 cycles
Connections - terminals	Screw clamp terminals (1 x 0.22...2 x 1.5 mm²) conforming to IEC 60947-1
Tightening torque	0.8 N.m conforming to IEC 60947-1
Shape of screw head	Cross slotted head
Contacts material	Silver alloy contacts
Short circuit protection	10 A cartridge fuse conforming to IEC 60947-5-1
[I <sub>th</sub> ] conventional free air thermal current	10 A
[U <sub>i</sub> ] rated insulation voltage	250 V (degree of pollution: 3) conforming to IEC 60947-1
[U <sub>imp</sub> ] rated impulse withstand voltage	2.5 kV conforming to IEC 60947-1
[I <sub>e</sub> ] rated operational current	0.55 A at 125 V (DC-13) A600-Q600 conforming to NEMA
[I <sub>cm</sub> ] rated short-circuit making capacity	<= 60 kA at 120 V (AC-15) 7200 VA <= 30 kA at 240 V (AC-15) 7200 VA <= 15 kA at 480 V (AC-15) 7200 VA <= 12 kA at 600 V (AC-15) 7200 VA
Rated breaking capacity	<= 6 kA at 120 V (AC-15) 720 VA <= 3 kA at 240 V (AC-15) 720 VA <= 1.5 kA at 480 V (AC-15) 720 VA <= 1.2 kA at 600 V (AC-15) 720 VA <= 0.55 kA at 125 V (DC-13) <= 0.27 kA at 250 V (DC-13) <= 0.1 kA at 600 V (DC-13)
Light source	Incandescent

Bulb base	BA 9s
[Us] rated supply voltage	120 V AC/DC

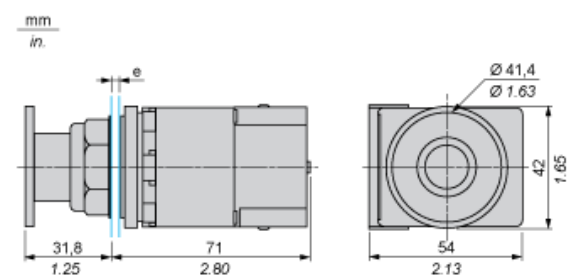
## Environment

Protective treatment	TC
Ambient air temperature for storage	-40...70 °C
Ambient air temperature for operation	-25...70 °C
Class of protection against electric shock	Class II conforming to IEC 61140
IP degree of protection	IP66 conforming to IEC 60529
NEMA degree of protection	NEMA 4 NEMA 3R NEMA 3 NEMA 2 NEMA 13 NEMA 12 NEMA 1
Standards	CSA C22-2 No 14 EN/IEC 60947-1 EN/IEC 60947-5-1 EN/IEC 60947-5-4 JIS C 4520 JIS C 852 UL 508
Product certifications	NEMA UL 508
Vibration resistance	7 gn (f = 2...500 Hz) conforming to IEC 60068-2-6
Shock resistance	50 gn conforming to IEC 60068-2-27
RoHS EUR status	Compliant
RoHS EUR conformity date	0921

---

Dimensions

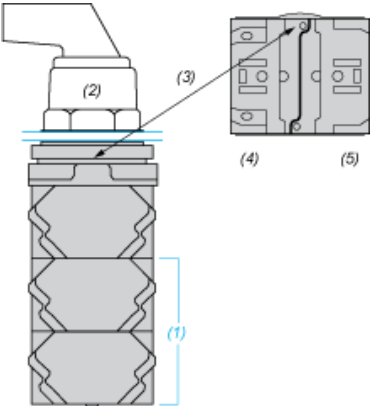
---



e panel thickness: 1 to 6 mm / 0.04 to 0.24 in.

Contact Block Mounting Position

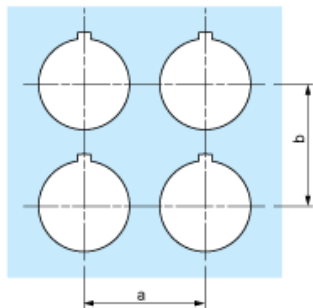
Top and Rear views



- (1) It is possible to mount up to 3 levels of contacts blocks (maximum of 6 contacts blocks)
- (2) Operator
- (3) Locating notch
- (4) Side 1
- (5) Side 2

Panel Cut-Out

Clearance



Legend plate	a min.		b min.	
	mm	in.	mm	in.
9001KN2••	57.2	2.25	44.5	1.75
9001KN3••	57.2	2.25	50.8	2.00

Individual Cut-outs Details

2 alternatives

