

SAIL-M12GM12G-3-8.2U**Weidmüller Interface GmbH & Co. KG**

Klingenbergstraße 26

D-32758 Detmold

Germany

www.weidmueller.com



Sensor/actuator cables are used for wiring sensors and actuators and for transmitting data or power in various applications. The moulded cable offers connected and tested connection of the plug-in connector to the cable ex-works. The cables may be exposed to a wide range of conditions, such as humidity, dust, heat, cold, shock or vibration.

Our developers have focused specifically on this issue and designed a host of different M8 and M12 sensor-actuator cables so you are bound to find the solution you need for your application.

Is there something you have not managed to find or you feel needs explanation? Talk to us!

General ordering data

Version	Sensor/actuator line, Connecting line, M12 / M12, Number of poles : 3, 8.2 m, Shielded: No, LED: No, Sheath material: PUR, Halogen: No
Order No.	9457230820
Type	SAIL-M12GM12G-3-8.2U
GTIN (EAN)	4050118627220
Qty.	1 pc(s).

Creation date April 16, 2021 9:26:41 AM CEST

Catalogue status 09.04.2021 / We reserve the right to make technical changes.

SAIL-M12GM12G-3-8.2U

Weidmüller Interface GmbH & Co. KG

Klingenbergstraße 26

D-32758 Detmold

Germany

www.weidmueller.com

Technical data

Dimensions and weights

Net weight 212 g

Environmental Product Compliance

REACH SVHC Lead 7439-92-1

Technical specifications for cable

Acceleration	5 m/s ²	Bending cycles	12 Mio
Bending radius, min., moving	10 x cable diameter	Bending radius, min., stationary	5 x cable diameter
Cable length	8.2 m	Colour coding	brown, blue, black
Configurable cable length	No	Core cross-section	0.34 mm ²
Core in accordance with UL AWM style	10493 (80 °C / 300 V)	Halogen	No
Hydrolysis and microbe resistant	Yes	Insulation	PP
LABS-free	Yes	Number of poles	3
Outer cladding in accordance with UL AWM style	20233/21198 (80 °C / 300 V)	Outside diameter	4.3 mm ± 0.2 mm
Resistance to oils		Resistance to spread of flame	In accordance with UL1581 UL/ CUL FT1, in accordance with IEC 60332-1-2, in accordance with IEC 60332-1-3, in accordance with IEC 60332-2-2
	in accordance with IEC 60811:404	Sheath material	PUR
Resistant to welding beads	No	Shielded	No
Sheathing colour	black	Suitable for cable carriers	Yes
Speed	5 m/s	Temperature range, stationary	-40...80 °C
Temperature range, moving	-25...80 °C		
Torsion resistance	360 °/m		

General technical data

AF size	12 mm	Connection thread	M12 / M12
Contact surface	Gold-plated	Housing main material	PUR
Insulation strength	10 ⁸ Ω	LED	No
Plugging cycles	≥ 100	Pollution severity	3
Protection degree	IP65, IP66, IP67, IP68, when screwed in	Rated current	4 A
Rated voltage	250 V	Temperature range of housing	-25...+80 °C
Threaded ring material	Diecast zinc		

Classifications

ETIM 6.0	EC001855	ETIM 7.0	EC001855
ECLASS 9.0	27-06-03-11	ECLASS 9.1	27-06-03-11
ECLASS 10.0	27-06-03-11	ECLASS 11.0	27-06-03-11

Approvals

ROHS Conform

Downloads

Brochure/Catalogue [Catalogues in PDF-format](#)

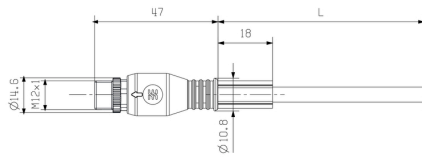
SAIL-M12GM12G-3-8.2U

Weidmüller Interface GmbH & Co. KG
 Klingenbergstraße 26
 D-32758 Detmold
 Germany

www.weidmueller.com

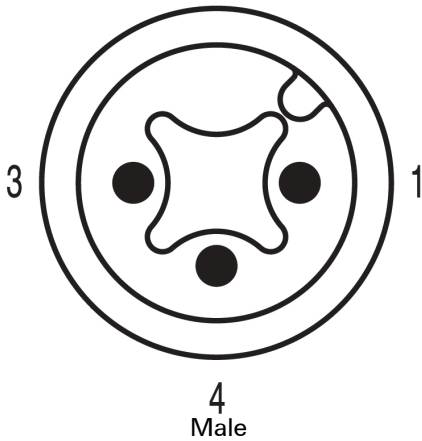
Drawings

Dimensioned drawing



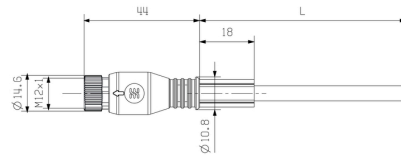
Male, straight

Pole scheme



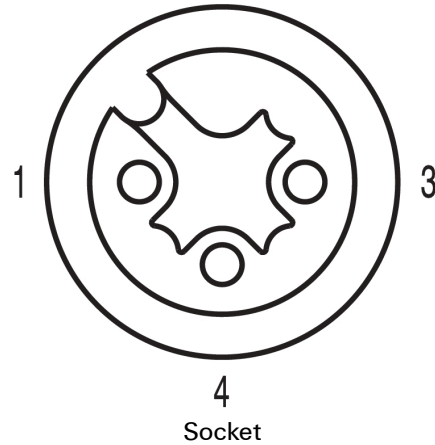
4
Male

Dimensioned drawing



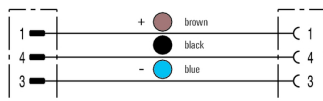
Straight socket

Pole scheme



4
Socket

Wiring diagram



The ideal tool: Screwty® with torque function



Light, securely screwed-in round plug-in connectors. Screwty set DM / VPE: 1 / Order No.: 1920000000 Adapters: M12, M12 F, M8, M8 F