

# BMH1403P26A2A

servo motor BMH - 24 Nm - 4000 rpm -  
untapped shaft - without brake - IP65/IP67



## Main

Product or component type	Servo motor
Device short name	BMH
Maximum mechanical speed	4000 rpm
Continuous stall torque	24 N.m for LXM32.D72N4 24 A at 400 V three phase 24 N.m for LXM32.D72N4 24 A at 480 V three phase
Peak stall torque	71.8 N.m for LXM32.D72N4 24 A at 400 V three phase 71.8 N.m for LXM32.D72N4 24 A at 480 V three phase
Nominal output power	4700 W for LXM32.D72N4 24 A at 400 V three phase 4700 W for LXM32.D72N4 24 A at 480 V three phase
Nominal torque	14.3 N.m for LXM32.D72N4 24 A at 400 V three phase 14.3 N.m for LXM32.D72N4 24 A at 480 V three phase
Nominal speed	3000 rpm for LXM32.D72N4 24 A at 400 V three phase 3000 rpm for LXM32.D72N4 24 A at 480 V three phase
Product compatibility	LXM32.D72N4 at 400...480 V three phase
Shaft end	Untapped
IP degree of protection	IP65 (standard) IP67 (with IP67 kit)
Speed feedback resolution	32768 points/turn
Holding brake	Without
Mounting support	International standard flange
Electrical connection	Rotatable right-angled connectors

## Complementary

Range compatibility	Lexium 32
[Us] rated supply voltage	480 V
Network number of phases	Three phase
Continuous stall current	18 A
Continuous power	4.8 W
Maximum current Irms	62.3 A for LXM32.D72N4
Maximum permanent current	62.3 A
Second shaft	Without second shaft end
Shaft diameter	24 mm
Shaft length	50 mm
Feedback type	Single turn SinCos Hiperface
Motor flange size	140 mm
Number of motor stacks	3
Torque constant	1.34 N.m/A at 120 °C
Back emf constant	85.9 V/krpm at 120 °C

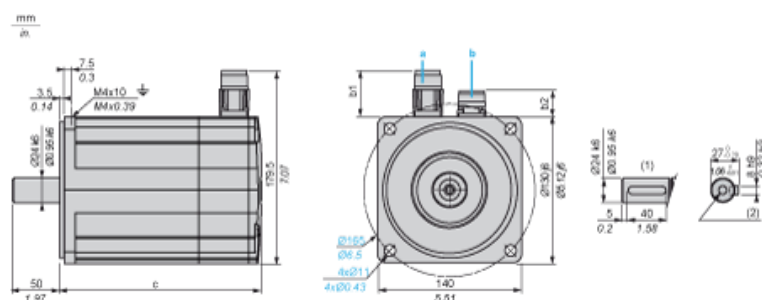
Number of motor poles	10
Rotor inertia	47.5 kg.cm <sup>2</sup>
Stator resistance	0.22 Ohm at 20 °C
Stator inductance	3 mH at 20 °C
Stator electrical time constant	13.6 ms at 20 °C
Maximum radial force Fr	2420 N at 1000 rpm 1920 N at 2000 rpm 1680 N at 3000 rpm
Maximum axial force Fa	0.2 x Fr
Type of cooling	Natural convection
Length	232 mm
Centring collar diameter	130 mm
Centring collar depth	3.5 mm
Number of mounting holes	4
Mounting holes diameter	11 mm
Circle diameter of the mounting holes	165 mm
Product weight	16 kg

### Offer Sustainability

Sustainable offer status	Green Premium product
RoHS (date code: YYWW)	Compliant - since 0936 - <a href="#">Schneider Electric declaration of conformity</a>
REACH	Reference not containing SVHC above the threshold
Product environmental profile	Available <a href="#">Download Product Environmental</a>
Product end of life instructions	Need no specific recycling operations

## Servo Motors Dimensions

### Example with Straight Connectors



- a: Power supply for servo motor brake  
b: Power supply for servo motor encoder  
(1) Shaft end, keyed slot (optional)  
(2) For screw M8 x 25 mm/M8 x 0.98 in.

Dimensions in mm

Straight connectors		Rotatable angled connectors		c (without brake)	c (with brake)
b	b1	b	b1		
39.5	25.5	39.5	39.5	232	267

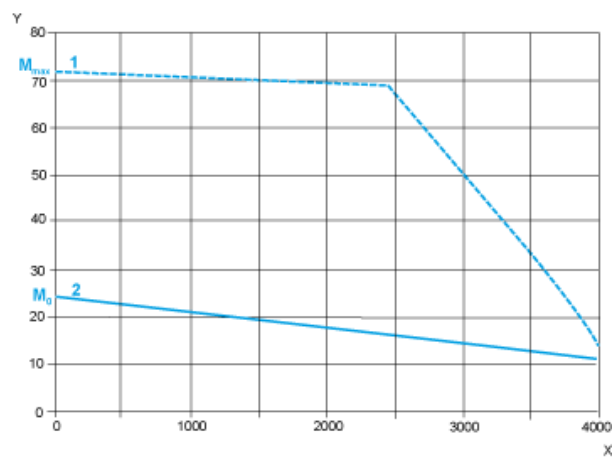
Dimensions in in.

Straight connectors		Rotatable angled connectors		c (without brake)	c (with brake)
b	b1	b	b1		
1.55	1.00	1.55	1.55	9.13	10.51

## 400 V 3-Phase Supply Voltage

### Torque/Speed Curves

Servo motor with LXM32•D72N4 servo drive

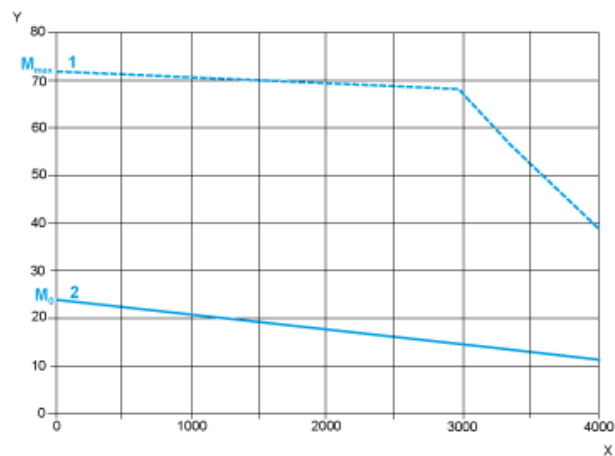


- X Speed in rpm
- Y Torque in Nm
- 1 Peak torque
- 2 Continuous torque

## 480 V 3-Phase Supply Voltage

### Torque/Speed Curves

Servo motor with LXM32•D72N4 servo drive



- X Speed in rpm
- Y Torque in Nm
- 1 Peak torque
- 2 Continuous torque