

Main

Product or component type	Servo motor
Device short name	BSH
Maximum mechanical speed	8000 rpm
Continuous stall torque	1.4 N.m for LXM32.D12N4 at 3 A, 400 V, three phase 1.4 N.m for LXM32.D12N4 at 3 A, 480 V, three phase 1.4 N.m for LXM05AD10M3X, 200...240 V, three phase 1.4 N.m for LXM05BD10M3X, 200...240 V, three phase 1.4 N.m for LXM05CD10M3X, 200...240 V, three phase 1.4 N.m for LXM15LD13M3, 230 V, single phase 1.4 N.m for LXM05AD10M2, 200...240 V, single phase 1.4 N.m for LXM05BD10M2, 200...240 V, single phase 1.4 N.m for LXM05CD10M2, 200...240 V, single phase 1.4 N.m for LXM15LU60N4, 230 V, three phase
Peak stall torque	3.5 N.m for LXM32.D12N4 at 3 A, 400 V, three phase 3.5 N.m for LXM32.D12N4 at 3 A, 480 V, three phase 2.66 N.m for LXM05AD10M3X, 200...240 V, three phase 2.66 N.m for LXM05BD10M3X, 200...240 V, three phase 2.66 N.m for LXM05CD10M3X, 200...240 V, three phase 2.66 N.m for LXM15LD13M3, 230 V, single phase 2.66 N.m for LXM05AD10M2, 200...240 V, single phase 2.66 N.m for LXM05BD10M2, 200...240 V, single phase 2.66 N.m for LXM05CD10M2, 200...240 V, single phase 2.66 N.m for LXM15LU60N4, 230 V, three phase
Nominal output power	700 W for LXM32.D12N4 at 3 A, 400 V, three phase 700 W for LXM32.D12N4 at 3 A, 480 V, three phase 400 W for LXM05AD10M2, 200...240 V, single phase 400 W for LXM05BD10M2, 200...240 V, single phase 400 W for LXM05CD10M2, 200...240 V, single phase 411 W for LXM15LD13M3, 230 V, single phase 400 W for LXM05AD10M3X, 200...240 V, three phase 400 W for LXM05BD10M3X, 200...240 V, three phase 400 W for LXM05CD10M3X, 200...240 V, three phase 411 W for LXM15LU60N4, 230 V, three phase
Nominal torque	1.32 N.m for LXM32.D12N4 at 3 A, 400 V, three phase 1.32 N.m for LXM32.D12N4 at 3 A, 480 V, three phase 1.3 N.m for LXM05AD10M2, 200...240 V, single phase 1.3 N.m for LXM05BD10M2, 200...240 V, single phase

	1.3 N.m for LXM05CD10M2, 200...240 V, single phase 1.31 N.m for LXM15LD13M3, 230 V, single phase 1.3 N.m for LXM05AD10M3X, 200...240 V, three phase 1.3 N.m for LXM05BD10M3X, 200...240 V, three phase 1.3 N.m for LXM05CD10M3X, 200...240 V, three phase 1.31 N.m for LXM15LU60N4, 230 V, three phase
Nominal speed	5000 rpm for LXM32.D12N4 at 3 A, 400 V, three phase 5000 rpm for LXM32.D12N4 at 3 A, 480 V, three phase 3000 rpm for LXM05AD10M2, 200...240 V, single phase 3000 rpm for LXM05BD10M2, 200...240 V, single phase 3000 rpm for LXM05CD10M2, 200...240 V, single phase 3000 rpm for LXM05AD10M3X, 200...240 V, three phase 3000 rpm for LXM05BD10M3X, 200...240 V, three phase 3000 rpm for LXM05CD10M3X, 200...240 V, three phase 3000 rpm for LXM15LD13M3, 230 V, single phase 3000 rpm for LXM15LU60N4, 230 V, three phase
Product compatibility	LXM05AD10M2 at 200...240 V single phase LXM05BD10M2 at 200...240 V single phase LXM05CD10M2 at 200...240 V single phase LXM15LD13M3 at 230 V single phase LXM15LU60N4 at 230 V three phase LXM05AD10M3X at 200...240 V three phase LXM05BD10M3X at 200...240 V three phase LXM05CD10M3X at 200...240 V three phase LXM32.D12N4 at 400 V three phase LXM32.D12N4 at 480 V three phase
Shaft end	Keyed
IP degree of protection	IP50 standard
Speed feedback resolution	131072 points/turn
Holding brake	With
Mounting support	International standard flange
Electrical connection	Straight connectors

Complementary

Range compatibility	Lexium 05 Lexium 32 Lexium 15
Supply voltage max	480 V
Network number of phases	Three phase
Continuous stall current	1.8 A
Maximum continuous power	1.06 W
Maximum current Irms	5.7 A for LXM05AD10M3X 5.7 A for LXM05BD10M2 5.7 A for LXM05BD10M3X 5.7 A for LXM05CD10M2 5.7 A for LXM05CD10M3X 5.3 A for LXM15LD13M3 5.3 A for LXM15LU60N4 5.7 A for LXM05AD10M2 5.7 A for LXM32.D12N4
Maximum permanent current	5.7 A
Switching frequency	8 kHz
Second shaft	Without second shaft end
Shaft diameter	11 mm
Shaft length	23 mm
Key width	18 mm
Feedback type	Single turn SinCos Hiperface
Holding torque	2 N.m holding brake
Motor flange size	70 mm
Number of motor stacks	1
Torque constant	0.8 N.m/A at 120 °C
Back emf constant	46 V/krpm at 120 °C
Number of motor poles	6

Rotor inertia	0.322 kg.cm ²
Stator resistance	10.4 Ohm at 20 °C
Stator inductance	38.8 mH at 20 °C
Stator electrical time constant	3.73 ms at 20 °C
Maximum radial force Fr	360 N at 6000 rpm 380 N at 5000 rpm 410 N at 4000 rpm 460 N at 3000 rpm 520 N at 2000 rpm 660 N at 1000 rpm
Maximum axial force Fa	0.2 x Fr
Brake pull-in power	10 W
Type of cooling	Natural convection
Length	179.5 mm
Centring collar diameter	60 mm
Centring collar depth	2.5 mm
Number of mounting holes	4
Mounting holes diameter	5.5 mm
Circle diameter of the mounting holes	82 mm
Product weight	2.3 kg

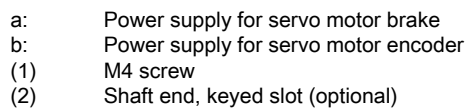
Offer Sustainability

Sustainable offer status	Green Premium product
REACH Regulation	REACH Declaration
EU RoHS Directive	Pro-active compliance (Product out of EU RoHS legal scope) EU RoHS Declaration
Mercury free	Yes
RoHS exemption information	Yes
China RoHS Regulation	China RoHS declaration
Environmental Disclosure	Product Environmental Profile
Circularity Profile	No need of specific recycling operations
WEEE	The product must be disposed on European Union markets following specific waste collection and never end up in rubbish bins

Contractual warranty

Warranty	18 months
----------	-----------

Example with Straight Connectors



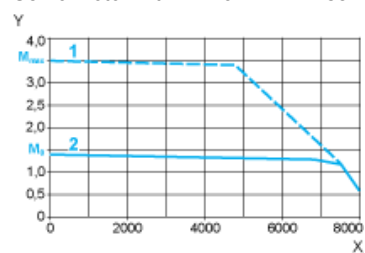
Straight connectors		Rotatable angled connectors		c (without bracket)	c (with bracket)	c1	c2	c3	h	h1	Ø	Ø1 for screws
b1	b2	b1	b2									
39.5	25.5	39.5	39.5	154	180	23	18	2.5	4 N9	2.5 ^{+0.1} ₀	11 k6	M4 x 10

Straight connect		Rotatable angled		c (without bracket)	c (with bracket)	c1	c2	c3	h	h1	Ø	Ø1 for screws
b1	b2	b1	b2									
1.55	1.00	1.55	1.55	6.06	7.08	0.90	0.70	0.09	0.16 N9	0.01 ^{+0.004} ₀	0.43 k6	M4 x 0.39

400 V 3-Phase Supply Voltage

Torque/Speed Curves

Servo motor with LXM32•D12N4 servo drive

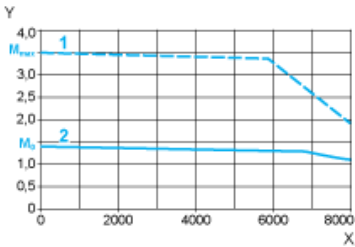


X Speed in rpm
Y Torque in Nm
1 Peak torque
2 Continuous torque

480 V 3-Phase Supply Voltage

Torque/Speed Curves

Servo motor with LXM32•D12N4 servo drive



- X Speed in rpm
- Y Torque in Nm
- 1 Peak torque
- 2 Continuous torque