



Main

Range of product	Zelio Time
Product or component type	Universal timing relay
Electrical connection	Plug-in sub-base with 11 pin(s)
Discrete output type	Relay
Contacts type and composition	1 C/O (timed contact)
Component name	RE88857
Time delay type	A B C D Di H
Time delay range	3599640 s 35996400 s 359940 s 359964 s 5999 s 5999.4 s 59994 s 599940 s 9999 s 99.99 s 999.9 s
[In] rated current	8 A
Display type	LCD

Complementary

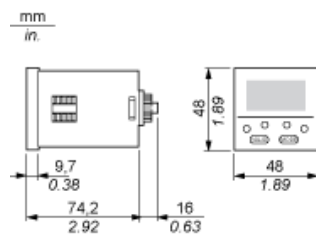
Product front plate size	48 x 48 mm
[Us] rated supply voltage	24...48 V AC/DC 12 V DC
Voltage range	0.85...1.1 Us
Display digits	4 digit(s) of 8 mm height
Housing material	Self-extinguishing
Repeat accuracy	+/- 0.03 % +/- 20 ms
Setting accuracy of time delay	+/- 0.03 % +/- 20 ms of full scale
Minimum pulse duration	50 ms
Reset time	<= 0.05 ms during time delay, on de-energisation <= 0.05 ms after time delay, on de-energisation
Power consumption in VA	2 VA at 48 V 1 VA at 24 V
Power consumption in W	0.5 W at 24 V 0.5 W at 12 V 1 W at 48 V
Breaking capacity	<= 2000 VA for resistive load
Breaking capacity	<= 190 W for resistive load
Maximum switching voltage	30 V DC 250 V AC
Temporary permissible current	15 A for < 10 s
Minimum output current	100 mA
Electrical durability	100000 cycles at 250 V AC for resistive load
Mechanical durability	5000000 cycles

Mounting support	Base mounted: socket Panel mounted: system supplied with the product
Local signalling	None
Product weight	0.1 kg

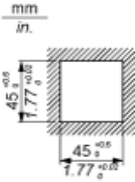
Environment

Immunity to microbreaks	< 30 ms
Standards	IEC 60255 VDE 0435 VDE 2021
Product certifications	CSA CURus
Ambient air temperature for storage	-30...70 °C
Ambient air temperature for operation	-10...60 °C
IP degree of protection	IP65 (front panel)

Width 48 mm

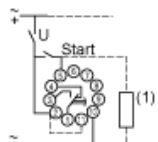


Panel Cut-Out



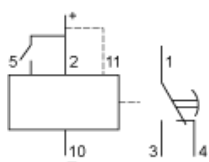
Wiring Diagram

Terminal Referencing



1 Another load may be connected

Internal Wiring Diagram



Function A : Power on Delay Relay

Description

The timing period T begins on energisation. After timing, the output(s) R close(s). The second output can be either timed or instantaneous.

Function: 1 Output



Function: 2 Outputs



2 timed outputs (R1/R2) or 1 timed output (R1) and 1 instantaneous output (R2 inst.)

Function B : Interval Relay with Control Signal

Description

After power-up, pulsing or maintaining control contact C starts the timing T. The output R closes for the duration of the timing period T then reverts to its initial state.

Function: 1 Output

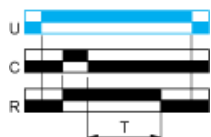


Function C : Off-Delay Relay with Control Signal

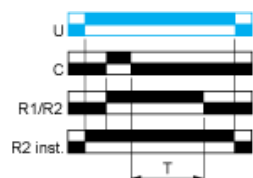
Description

After power-up and closing of the control contact C, the output R closes. When control contact C re-opens, timing T starts. At the end of the timing period, the output(s) R revert(s) to its/their initial state. The second output can be either timed or instantaneous.

Function: 1 Output



Function: 2 Outputs



2 timed outputs (R1/R2) or 1 timed output (R1) and 1 instantaneous output (R2 inst.)

Function D : Symmetrical Flasher Relay (Starting Pulse Off)

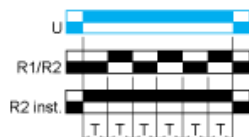
Description

Repetitive cycle with two timing periods T of equal duration, with output(s) R changing state at the end of each timing period T . The second output can be either timed or instantaneous.

Function: 1 Output



Function: 2 Outputs



2 timed outputs ($R1/R2$) or 1 timed output ($R1$) and 1 instantaneous output ($R2\text{ inst.}$)

Function Di : Symmetrical Flasher Relay (Starting Pulse On)

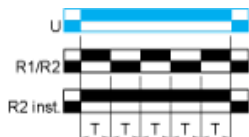
Description

Repetitive cycle with two timing periods T of equal duration, with output(s) R changing state at the end of each timing period T . The second output can be either timed or instantaneous.

Function: 1 Output



Function: 2 Outputs



2 timed outputs ($R1/R2$) or 1 timed output ($R1$) and 1 instantaneous output ($R2\text{ inst.}$)

Function H : Interval Relay

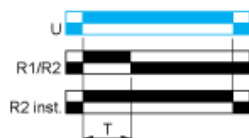
Description

On energisation of the relay, timing period T starts and the output(s) R close(s). At the end of the timing period T , the output(s) R revert(s) to its/their initial state. The second output can be either timed or instantaneous.

Function: 1 Output




Function: 2 Outputs



2 timed outputs ($R1/R2$) or 1 timed output ($R1$) and 1 instantaneous output ($R2\text{ inst.}$)

Legend

 Relay de-energised

 Relay energised

 Output open

 Output closed

C Control contact

G Gate

R Relay or solid state output

R1/ 2 timed outputs

R2

R2 The second output is instantaneous if the right position is selected

inst.

T Timing period

Ta Adjustable On-delay

-

Tr Adjustable Off-delay

-

U Supply