



Price* : 62.00 GBP



Main

Range of product	Modicon TM3
Product or component type	Remote transmitter module
Range compatibility	Modicon M241 Modicon M251 Modicon M221

Complementary

Current consumption	100 mA at 5 V DC via bus connector at state on 30 mA at 5 V DC via bus connector at state off
Maximum power dissipation in W	0.6 W
Cable distance between devices	0.5...5 mm extension cable with 2 RJ45 conductor between receiver and transmitter
Local signalling	1 LED (green)power supply: 1 LED (green)link status:
Electrical connection	RJ45 connector for connecting the bus receiver Screw connector terminal for connecting the functional ground
Marking	CE
Resistance to electrostatic discharge	8 kV in air conforming to EN/IEC 61000-4-2 6 kV on contact conforming to EN/IEC 61000-4-2
Resistance to electromagnetic fields	10 V/m 80 MHz...1 GHz conforming to EN/IEC 61000-4-3 3 V/m 1.4 GHz...2 GHz conforming to EN/IEC 61000-4-3 1 V/m 2...2.7 GHz conforming to EN/IEC 61000-4-3
Resistance to conducted disturbances	10 V 0.15...80 MHz conforming to EN/IEC 61000-4-6 3 V spot frequency (2, 3, 4, 6.2, 8.2, 12.6, 16.5, 18.8, 22, 25 MHz) conforming to Marine specification (LR, ABS, DNV, GL)
Electromagnetic emission	Radiated emissions - test level: 40 dBµV/m QP class A (10 m) at 30...230 MHz conforming to EN/IEC 55011 Radiated emissions - test level: 47 dBµV/m QP class A (10 m) at 230...1000 MHz conforming to EN/IEC 55011
Mounting support	Top hat type TH35-15 rail conforming to IEC 60715 Top hat type TH35-7.5 rail conforming to IEC 60715 plate or panel with fixing kit
Height	90 mm

Depth	73.3 mm
Width	23.65 mm
Product weight	0.065 kg

Environment

Standards	Class I Division 2 Groups A/B/C/D CSA C22.2 No 213 Class I Division 2 Groups A/B/C UL 1604 CSA C22.2 No 142 IEC 61131-2 UL 508
Product certifications	Merchant Navy C-Tick GOST CSA HazLoc
Ambient air temperature for operation	-10...55 °C (horizontal installation) -10...50 °C (vertical installation)
Ambient air temperature for storage	-40...70 °C
Relative humidity	5...95 % without condensation
IP degree of protection	IP20 with protective cover in place
Pollution degree	2
Operating altitude	0...2000 m
Storage altitude	0...3000 m
Vibration resistance	3.5 mm at 5...8.4 Hz on DIN rail 3 gn at 8.4...150 Hz on DIN rail 3.5 mm at 5...8.4 Hz on panel 3 gn at 8.4...150 Hz on panel
Shock resistance	15 gn for 11 ms

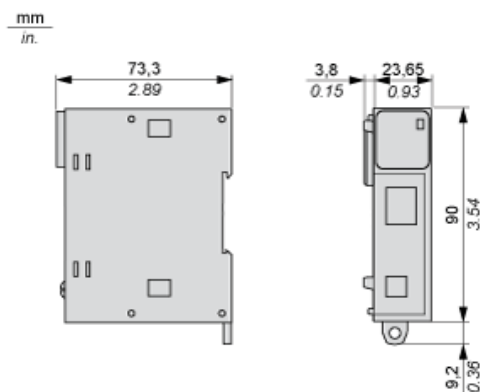
Offer Sustainability

Sustainable offer status	Green Premium product
EU RoHS Directive	Pro-active compliance (Product out of EU RoHS legal scope) EU RoHS Declaration
Mercury free	Yes
RoHS exemption information	Yes
China RoHS Regulation	China RoHS declaration
Environmental Disclosure	Product Environmental Profile
Circularity Profile	End of Life Information
WEEE	The product must be disposed on European Union markets following specific waste collection and never end up in rubbish bins

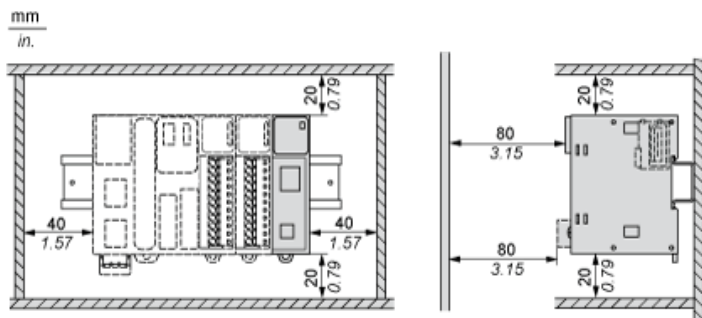
Contractual warranty

Warranty	18 months
----------	-----------

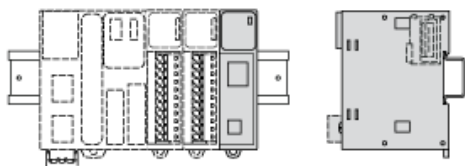
Dimensions



Spacing Requirements



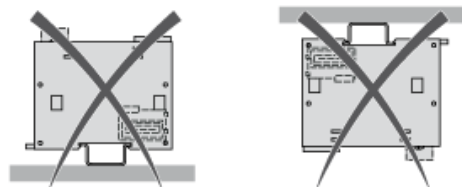
Mounting on a Rail



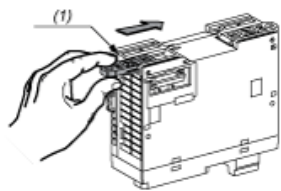
Vertical Mounting



Incorrect Mounting



Mounting on a Panel Surface



(1) Install a mounting strip

Mounting Hole Layout

