

### Main

Range of product	Modicon Premium Automation platform
Product or component type	Extendable rack
Product specific application	For multi-racks configuration

### Complementary

Number of slots	4
Product compatibility	I/O module Specific application module TSXP57 processor TSXPSY power supply
Electrical connection	2 connectors female SUB-D 9 remote connection of bus X
Fixing mode	By clips 35 mm symmetrical DIN rail By 4 M6 screws panel
Marking	CE
Product weight	1.16 kg

### Environment

Standards	73/23/EEC 89/336/EEC 92/31/EEC 93/68/EEC CSA 22-2 No 142 CSA 22-2 No 213 Class I Division 2 Group A CSA 22-2 No 213 Class I Division 2 Group B CSA 22-2 No 213 Class I Division 2 Group C CSA 22-2 No 213 Class I Division 2 Group D IEC 61131-2 UL 508
Product certifications	ABS BV DNV GL LR RINA RMRS
Ambient air temperature for operation	0...60 °C
Ambient air temperature for storage	-25...70 °C
Relative humidity	5...95 % without condensation for storage 10...95 % without condensation for operation
Operating altitude	0...2000 m
Protective treatment	Conformal coating Humiseal 1A33 TC
IP degree of protection	IP20
Pollution degree	2

## Offer Sustainability

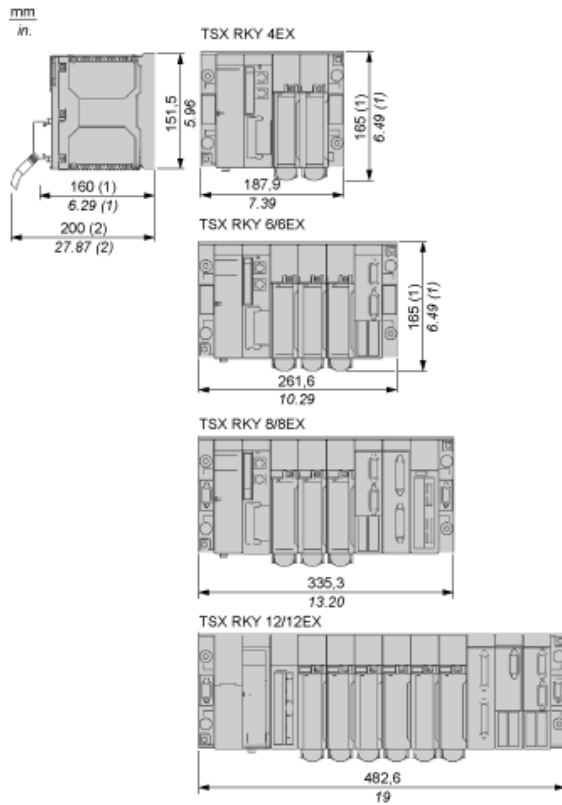
---

Sustainable offer status	Not Green Premium product
RoHS	Compliant - since 0833 - Schneider Electric declaration of conformity <a href="#">download declaration of conformity</a>

---

## Standard and Extendable Racks for Modules Mounting

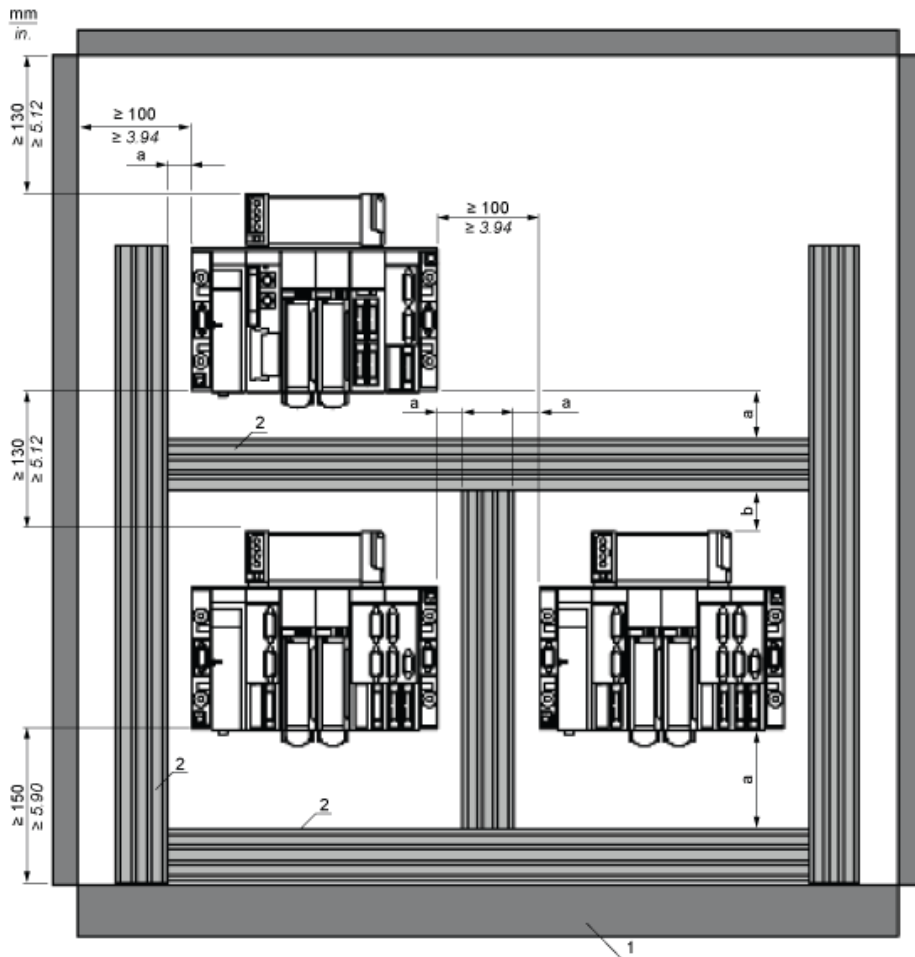
### Dimensions of Modules and Racks



(1) With screw terminal block modules.

(2) Maximum depth for all types of modules and their associated connectors.



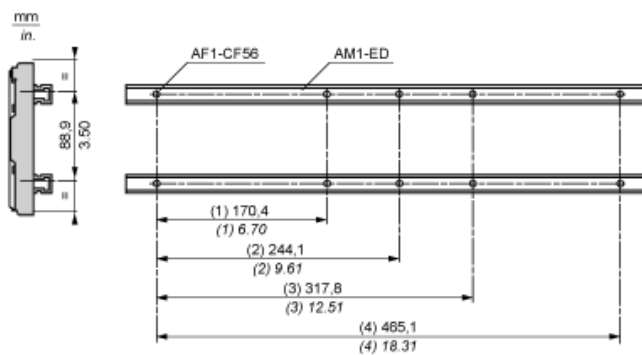


- a 50 mm / 1.97 in.
- b 30 mm / 1.18 in.
- 1 Installation or casing
- 2 Trough or cable tray

## Mounting and Fixing Racks

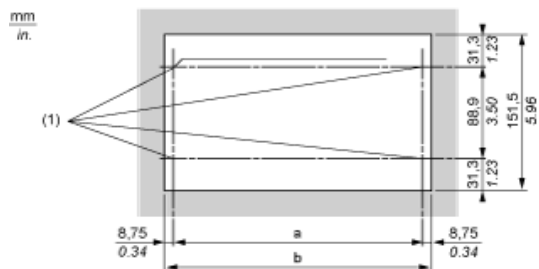
### Mounting on a 35 mm/1.38 in. Wide DIN Rail

Fixing with four M6x25 screws + washers and AF1-CF56 ¼ turn sliding nuts.



- (1) TSXRKY4EX
- (2) TSXRKY6 and TSXRK6EX
- (3) TSXRKY8 and TSXRKY8EX
- (4) TSXRKY12 and TSXRKY12EX

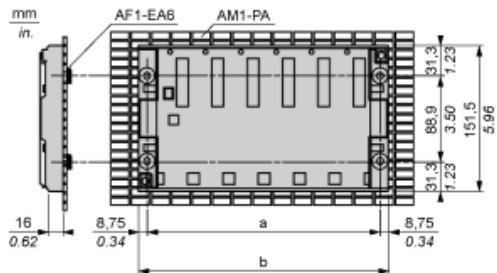
## Mounting on a Panel



- (1) 4 holes for M6 fixing screws  
a, b: see table below

## Mounting on an AM1-PA Telequick Mounting Grid

Fix the rack using four M6x25 screws + washers and AF1-EA6 clips nuts.



Racks	a in mm	a in in.	b in mm	b in in.
TSXRKY4EX	170.4	6.70	187.9	7.39
TSXRKY6/6EX	244.1	9.61	261.6	10.29
TSXRKY8/8EX	317.8	12.51	335.3	13.20
TSXRKY12/12EX	465.1	18.31	482.6	19

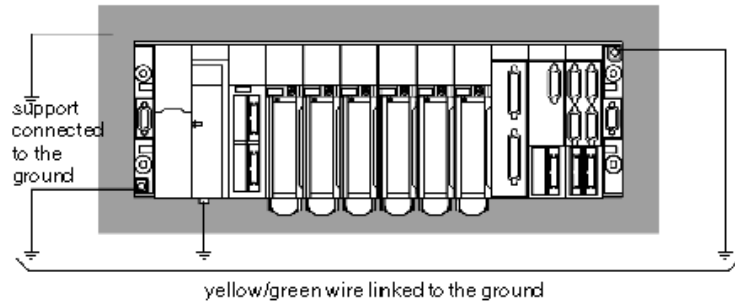
NOTE: Maximum tightening torque for fixing screws: 2.0.N.m.(1.6 Lb.-ft.)

---

## Connection to the Ground

---

### Grounding Racks



NOTE: The PLC's internal 0 V is linked to the ground connection, the ground connection itself being linked to ground.