



Main

Product or component type	Passive filter
Product specific application	Reduction of current harmonics

Complementary

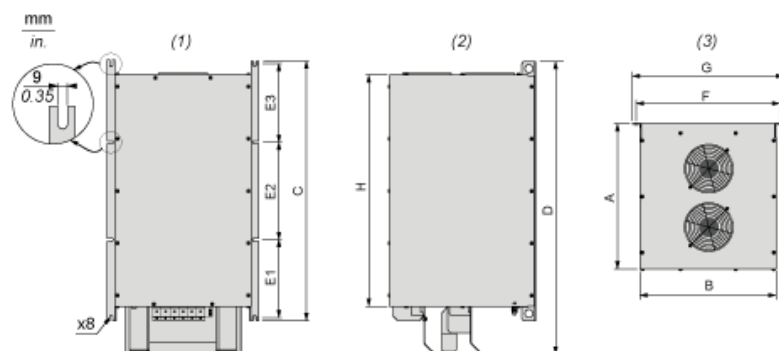
Range compatibility	Altivar 61 Altivar 71 Altivar Process ATV600 Altivar Process ATV900
[Us] rated supply voltage	400 V (+/- 10 %)
Power supply frequency	50 Hz (tolerance: +/- 2 %)
Quantity per drive	1 filter per drive for variable speed drive ATV930 wall mount, motor: 160 kW / 250 hp 1 filter per drive for variable speed drive ATV630 wall mount, motor: 160 kW / 250 hp 2 filters per drive for variable speed drive ATV71Q motor: 355 kW 2 filters per drive for variable speed drive ATV71Q motor: 315 kW / 500 hp 1 filter per drive for variable speed drive ATV71Q motor: 160 kW / 250 hp 2 filters per drive for variable speed drive ATV61Q motor: 355 kW 1 filter per drive for variable speed drive ATV61Q motor: 160 kW / 250 hp 2 filters per drive for variable speed drive ATV71H motor: 355 kW 2 filters per drive for variable speed drive ATV71H motor: 315 kW / 500 hp 1 filter per drive for variable speed drive ATV71H motor: 160 kW / 250 hp 2 filters per drive for variable speed drive ATV61H motor: 355 kW 1 filter per drive for variable speed drive ATV61H motor: 160 kW / 250 hp 2 filters per drive for variable speed drive ATV61Q motor: 280 kW / 450 hp 2 filters per drive for variable speed drive ATV61H motor: 280 kW / 450 hp
[In] rated current	316 A for output 304 A for input
Network number of phases	3 phases
THDI	10 % for variable speed drive ATV930 motor: 160 kW / 250 hp 10 % for variable speed drive ATV630 motor: 160 kW / 250 hp 10 % for variable speed drive ATV71Q motor: 355 kW 10 % for variable speed drive ATV71Q motor: 315 kW / 500 hp 10 % for variable speed drive ATV71Q motor: 160 kW / 250 hp 10 % for variable speed drive ATV61Q motor: 355 kW 10 % for variable speed drive ATV61Q motor: 160 kW / 250 hp 10 % for variable speed drive ATV71H motor: 355 kW 10 % for variable speed drive ATV71H motor: 315 kW / 500 hp 10 % for variable speed drive ATV71H motor: 160 kW / 250 hp 10 % for variable speed drive ATV61H motor: 355 kW 10 % for variable speed drive ATV61H motor: 160 kW / 250 hp 10 % for variable speed drive ATV61Q motor: 280 kW / 450 hp 10 % for variable speed drive ATV61H motor: 280 kW / 450 hp
Max current	1.5 x nominal current (duration = 60 s)
Efficiency	<= 98 %
Thermal losses	925 W
Cos phi	0.99 at 100 % of line current 0.85 at 75 % of line current 1 at 150 % of line current

Electrical connection	X1-1...X2-3 terminal, connection capacity: 25...300 mm ² A, B terminal, connection capacity: 2.5 mm ²
Electrical insulation class	Class F
Product weight	142 kg

Environment

IP degree of protection	IP55 (enclosure mounting) IP20
Vibration resistance	0.7 gn (f = 13.2...150 Hz) conforming to EN 60068-2-6 2 mm peak to peak (f = 5...13.2 Hz) conforming to EN 60068-2-6
Relative humidity	5...85 % without condensation
Ambient air temperature for operation	5...45 °C without current derating > 45...60 °C with current derating 3 % per °C
Ambient air temperature for storage	> -25...65 °C during transport > -25...55 °C storage in original packaging
Operating altitude	> 1000...4000 m with current derating 5 % per 1000 m <= 1000 m without current derating
Standards	EN/IEC 61000-3-2 EN/IEC 61000-3-12 EN/IEC 61000-3-4 EN/IEC 61000-2-2 EN/IEC 61000-2-4 G5/4 engineering recommendation

Dimensions



- (1) Front view
(2) Right side view
(3) Top view

Dimensions in mm

A	B	C	D	E1	E2	E3	F	G	H
448.5	420	800	900.06	240	300	240	443	468	713

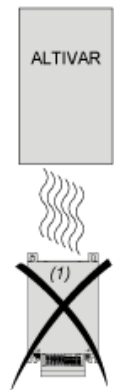
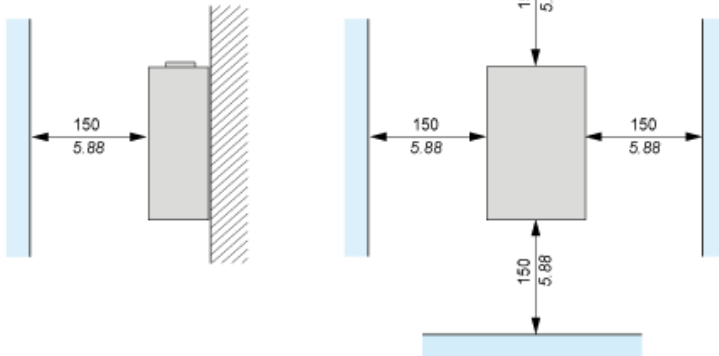
Dimensions in in.

A	B	C	D	E1	E2	E3	F	G	H
17.66	16.54	31.50	35.43	9.45	11.81	9.45	17.44	18.43	28.07

Mounting Recommendations

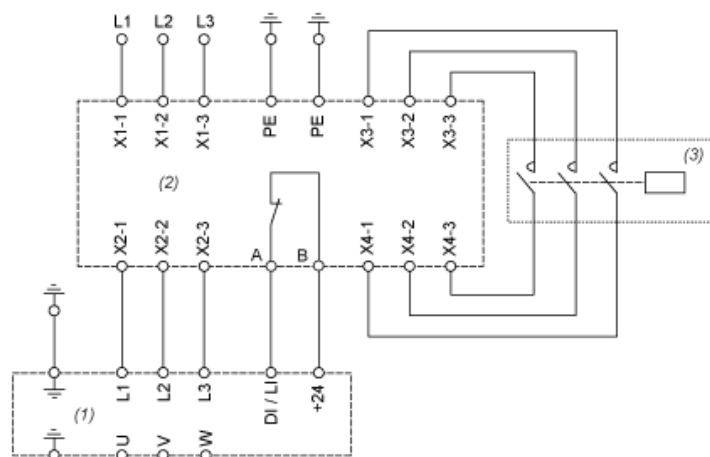
Vertical Mounting Only

mm
in.



(1) Filter

Recommended Schema



- (1) Drive
- (2) Filter
- (3) Optional