



## Main

Range of product	OsiSense XC
Series name	Special format
Product or component type	Limit switch
Product specific application	Materials handling
Device short name	XC1AC
Sensor design	-
Body type	Fixed
Head type	Plunger head
Material	Metal
Fixing mode	By the body
Movement of operating head	Linear
Type of operator	Spring return roller lever metal -
Switch actuation	By 30° cam
Type of approach	Lateral approach, 2 directions
Electrical connection	Screw-clamp terminals, clamping capacity: 1 x 0.5...1 x 2.5 mm <sup>2</sup>
Cable entry	3 entries tapped for Pg 13.5 cable gland, cable outer diameter: 9...12 mm
Number of poles	2
Contacts type and composition	1 NC + 1 NO
Contact operation	Slow-break, make before break
Number of steps	1
Positive opening	Without
Minimum force for tripping	23 N

## Complementary

Contacts insulation form	Zb
Maximum actuation speed	1 m/s from left 0.5 m/s from right
[Ithe] conventional enclosed thermal current	10 A
[Ui] rated insulation voltage	500 V AC conforming to IEC 60947-5-1 500 V AC conforming to NF C 20-040 600 V DC conforming to IEC 60947-5-1

600 V DC conforming to NF C 20-040  
 600 V AC conforming to CSA C22.2 No 14  
 600 V DC conforming to CSA C22.2 No 14

Maximum resistance across terminals	8 mOhm
Short-circuit protection	10 A cartridge fuse, type gG
Electrical durability	1000000 cycles, AC-15 f = 50/60 Hz, inductive load type, 110 V, 900 VA, operating rate <60 cyc/mn, load factor: 0.5 conforming to IEC 60947-5-1 appendix C 1000000 cycles, AC-15 f = 50/60 Hz, inductive load type, 230 V, 1900 VA, operating rate <60 cyc/mn, load factor: 0.5 conforming to IEC 60947-5-1 appendix C 1000000 cycles, AC-15 f = 50/60 Hz, inductive load type, 48 V, 450 VA, operating rate <60 cyc/mn, load factor: 0.5 conforming to IEC 60947-5-1 appendix C 1000000 cycles, DC-13, inductive load type, 110 V, 100 W, operating rate <60 cyc/mn, load factor: 0.5 conforming to IEC 60947-5-1 appendix C 1000000 cycles, DC-13, inductive load type, 230 V, 95 W, operating rate <60 cyc/mn, load factor: 0.5 conforming to IEC 60947-5-1 appendix C 1000000 cycles, DC-13, inductive load type, 48 V, 100 W, operating rate <60 cyc/mn, load factor: 0.5 conforming to IEC 60947-5-1 appendix C 3000000 cycles, AC-15 f = 50/60 Hz, inductive load type, 110 V, 350 VA, operating rate <60 cyc/mn, load factor: 0.5 conforming to IEC 60947-5-1 appendix C 3000000 cycles, AC-15 f = 50/60 Hz, inductive load type, 230 V, 430 VA, operating rate <60 cyc/mn, load factor: 0.5 conforming to IEC 60947-5-1 appendix C 3000000 cycles, AC-15 f = 50/60 Hz, inductive load type, 48 V, 170 VA, operating rate <60 cyc/mn, load factor: 0.5 conforming to IEC 60947-5-1 appendix C 3000000 cycles, DC-13, inductive load type, 110 V, 40 W, operating rate <60 cyc/mn, load factor: 0.5 conforming to IEC 60947-5-1 appendix C 3000000 cycles, DC-13, inductive load type, 230 V, 33 W, operating rate <60 cyc/mn, load factor: 0.5 conforming to IEC 60947-5-1 appendix C 3000000 cycles, DC-13, inductive load type, 48 V, 35 W, operating rate <60 cyc/mn, load factor: 0.5 conforming to IEC 60947-5-1 appendix C
Mechanical durability	10000000 cycles
Width	77 mm
Height	157 mm
Depth	44 mm
Product weight	0.87 kg
Terminals description ISO n°1	(11-12)NC (21-22)NC

## Environment

Shock resistance	95 gn for 11 ms conforming to IEC 60068-2-27
Vibration resistance	9 gn (f= 10...500 Hz) conforming to IEC 60068-2-6
IP degree of protection	IP65 conforming to IEC 60529 IP65 conforming to NF C 20-010
Electrical shock protection class	Class I conforming to IEC 61140 Class I conforming to NF C 20-030
Ambient air temperature for operation	-25...70 °C
Ambient air temperature for storage	-40...70 °C
Protective treatment	TC
Operating position	Any position
Product certifications	CSA
Standards	EN 60947-5-1 VDE 0660-200 CSA C22.2 No 14 IEC 60947-5-1 IEC 60337-1

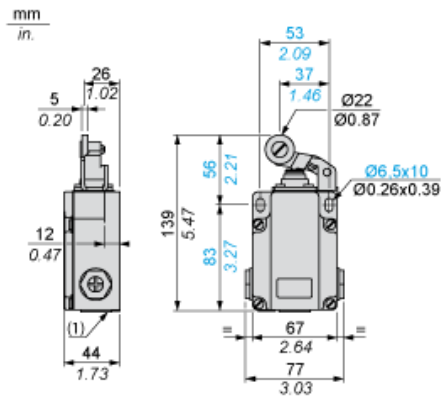
## Offer Sustainability

EU RoHS Directive	Not applicable, out of EU RoHS legal scope
Environmental Disclosure	<a href="#">Product Environmental Profile</a>
Circularity Profile	No need of specific recycling operations

## Contractual warranty

Warranty	18 months
----------	-----------

Dimensions



(1) 3 tapped entries for Pg 13.5 cable gland

---

Adaptator Dimensions for ISO M20 x 1.5

---

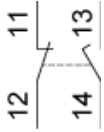


---

Wiring Diagram

---

2-pole NO + NC Make Before Break



---

Characteristics of Actuation

---


Switch Actuation by 30° Cam



---

Functionnal Diagram

---



■ (1)  
□ (2)

(1) Closed  
(2) Open