



Main

Range of product	OsiSense XCC
Encoder type	Incremental encoder
Encoder name	XCC
Product specific application	-
Diameter	58 mm
Complementary function	Parameterable
Shaft diameter	10 mm
Shaft type	Solid shaft
Resolution	256...4096 points
Output stage	Type Y
Type of output stage	Driver push-pull
Electrical connection	1 male connector M23 radial 12 pins
[Us] rated supply voltage	5...30 V DC
Enclosure material	Zamak

Complementary

Residual ripple	500 mV
Maximum revolution speed	9000 rpm
Shaft moment of inertia	10 g.cm ²
Torque value	0.004 N.m
Maximum load	10 daN radial 5 daN axial
Output frequency	300 kHz
Number of channels	3
Current consumption	0...75 mA no-load
Protection type	Short-circuit protection Reverse polarity protection
Maximum output current	40 mA
Output level	Low level: 0.5 V maximum 20 mA High level: V supply - 2.5 V minimum 20 mA
Surge withstand	1 kV, level 2 conforming to IEC 61000-4-5

Base material	Aluminium
Shaft material	Stainless steel
Type of ball bearings	6000ZZ1
Product weight	0.465 kg

Environment

Marking	CE
Ambient air temperature for operation	-30...100 °C
Ambient air temperature for storage	-30...85 °C
IP degree of protection	IP65 conforming to IEC 60529
Vibration resistance	10 gn (f= 55...2000 Hz) conforming to IEC 60068-2-6
Shock resistance	30 gn for 11 ms conforming to IEC 60068-2-27
Resistance to electrostatic discharge	4 kV (contact discharge) level 3 conforming to IEC 61000-4-2 8 kV (air discharge) level 3 conforming to IEC 61000-4-2
Resistance to electromagnetic fields	10 V/m level 3 conforming to IEC 61000-4-3
Resistance to fast transients	1 kV signal ports level 3 conforming to IEC 61000-4-4 2 kV power ports level 3 conforming to IEC 61000-4-4

Offer Sustainability

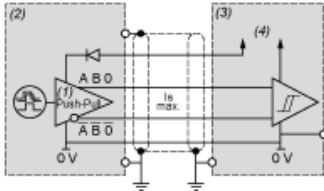
REACH free of SVHC	Yes
EU RoHS Directive	Pro-active compliance (Product out of EU RoHS legal scope) EU RoHS Declaration
Toxic heavy metal free	Yes
Mercury free	Yes
RoHS exemption information	Yes

Contractual warranty

Warranty	18 months
----------	-----------

Wiring Diagram

Type Y Output Stage

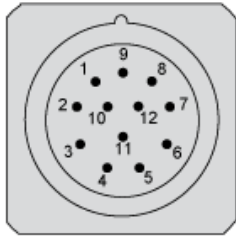


- (1) RS 422 compatible on 5 V supply
- (2) Encoder
- (3) Processing
- (4) Supply 5 V/30 V

Wiring Diagram

M23, 12-pin Connector Connections

Male Connector on Encoder

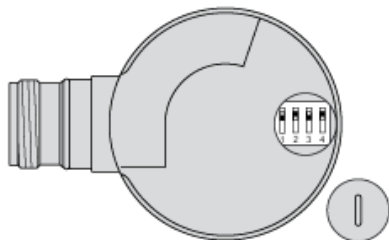


Pin number	1	2	3	4	5	6	7	8	9	10	11	12
Signal Supply	A ⁻	+V	0	0 ⁻	B	B ⁻	R	A	R	0 V	0 V	+V

R = reserved, do not connect

Wiring Diagram

Resolutions for Parameterable Ø 58 mm Encoders



Interpolation factor		Basic resolution					Position of dip switches			
Counting	Speed	256	360	500	1024	5000	1	2	3	4
x1	x1	256	360	500	1024	5000	Off	On	Off	On
x2	x2	512	720	1000	2048	10,000	On	On	Off	On
x3	x3	768	1080	1500	3072	15,000	On	Off	Off	On
x4	x4	1024	1440	2000	4096	20,000	Off	On	On	On
x5	-	1280	1800	2500	5120	25,000	On	On	On	On
x8	-	2048	2880	4000	8192	40,000	On	Off	On	On
x10	-	2560	3600	5000	10,240	50,000	Off	On	On	Off
x12	-	3072	4320	6000	12,288	60,000	On	On	On	Off
x16	-	4096	5760	8000	16,384	80,000	On	Off	On	Off