



Main

Range of product	OsiSense XCC
Encoder type	Single turn absolute encoder
Device short name	XCC
Product specific application	-
Diameter	58 mm
Shaft diameter	6 mm
Shaft type	Solid shaft
Resolution	8192 points
Electrical connection	1 male connector M23 radial 16 pins
Output stage	Type KG
Type of output stage	Driver push-pull gray
[Us] rated supply voltage	11...30 V DC
Enclosure material	Zamak

Complementary

Shaft tolerance	G7
Residual ripple	500 mV
Maximum revolution speed	9000 rpm
Shaft moment of inertia	10 g.cm ²
Torque value	0.004 N.m
Maximum load	10 daN radial 5 daN axial
Output frequency	100 kHz
Current consumption	0...100 mA no-load
Protection type	Short-circuit protection Reverse polarity protection
Maximum output current	20 mA
Output level	Low level: 0.5 V maximum 20 mA High level: V supply - 2.5 V minimum 20 mA
Surge withstand	1 kV, level 2 conforming to IEC 61000-4-5
Base material	Aluminium

Shaft material	Stainless steel
Type of ball bearings	6000ZZ1
Product weight	0.495 kg

Environment

Marking	CE
Ambient air temperature for operation	-20...90 °C
Ambient air temperature for storage	-30...95 °C
IP degree of protection	IP65 conforming to IEC 60529
Vibration resistance	10 gn (f= 10...2000 Hz) conforming to IEC 60068-2-6
Shock resistance	30 gn for 11 ms conforming to IEC 60068-2-27
Resistance to electrostatic discharge	4 kV (contact discharge) level 3 conforming to IEC 61000-4-2 8 kV (air discharge) level 3 conforming to IEC 61000-4-2
Resistance to electromagnetic fields	10 V/m level 3 conforming to IEC 61000-4-3
Resistance to fast transients	1 kV signal ports level 3 conforming to IEC 61000-4-4 2 kV power ports level 3 conforming to IEC 61000-4-4

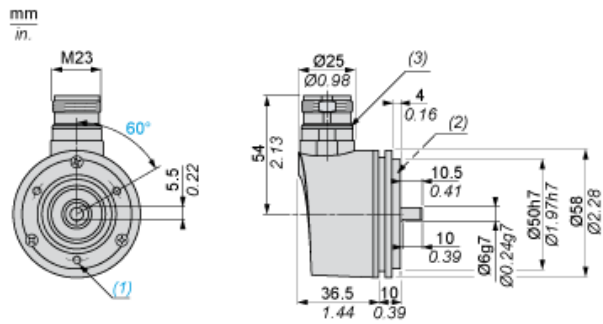
Offer Sustainability

RECh free of SVHC	Yes
EU RoHS Directive	Pro-active compliance (Product out of EU RoHS legal scope) EU RoHS Declaration
Toxic heavy metal free	Yes
Mercury free	Yes
RoHS exemption information	Yes

Contractual warranty

Warranty	18 months
----------	-----------

Dimensions

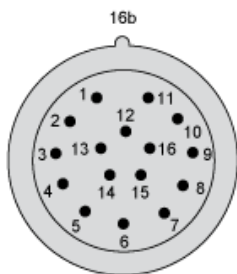


- (1) 3 M4 holes at 120° on 42 PCD, depth: 10 mm
- (2) Collar XCCRB1 mounted
- (3) Nitrile seal

Wiring Diagram

M23, 16-pin Connector, Anticlockwise Connections

Male Connector on Encoder

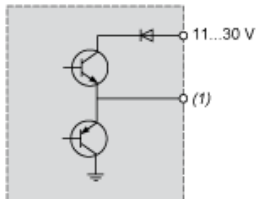


Pin number	1	2	3	4	5	6	7	8	9	10	11	12	13	14	15	16
Signal Supply	0 V	+V	d0	d1	d2	d3	d4	d5	d6	d7	d8	d9	d10	d11	d12	Dir (1)

- (1) : Clockwise direction, 16 to + V
 : Anticlockwise direction, 16 to 0 V

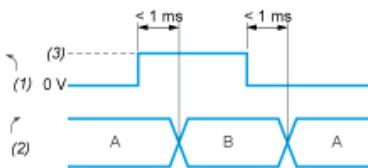
Technical Description

Type KB and KG (N) Output Stage



(1) Output

KB and KG (N) DIRECTION Input



- A : Anticlockwise
- B : Clockwise
- (1) DIRECTION input
- (2) DIRECTION of counting
- (3) V supply