



Main

Range of product	OsiSense XCC
Encoder type	Multiturn absolute encoder fieldbus
Device short name	XCC
Product specific application	-
Diameter	58 mm
Bus type	CANopen S10 (Transparent Ready) DS 406 V3.1, class C2 conforming to DR303-1V1.3, DR303-3 V1.2., ISO 11898, DS301 V4.02/CAN2.A
Shaft diameter	10 mm
Shaft type	Solid shaft
Resolution	4096 turns/8192 points
Electrical connection	1 male + 1 female connectors + 1 cable gland M12 radial 5 pins Pg 9 radial for network input/ouputs and external supply
Type of output stage	CANopen 25-bit
[Us] rated supply voltage	24 V DC
Transmission rate	20 kbit/s 1000 kbit/s 800 kbit/s 500 kbit/s 250 kbit/s 50 kbit/s 125 kbit/s 10 kbit/s
Enclosure material	Aluminium

Complementary

Shaft tolerance	H8
Supply voltage limits	10...30 V DC
Maximum revolution speed	6000 rpm
Shaft moment of inertia	30 g.cm ²
Torque value	0.003 N.m
Maximum load	11 daN radial
Output frequency	800 kHz
Current consumption	0...100 mA no-load

Protection type	Reverse polarity protection Voltage peaks protection
Status LED	CAN_RUN: 1 LED (green) CAN_ERR: 1 LED (red)
Surge withstand	0.5 kV, level 1 conforming to IEC 61000-4-5
Base material	Aluminium
Shaft material	Stainless steel
Type of ball bearings	6000ZZ1
Product weight	0.56 kg

Environment

Product certifications	CiA Schneider Electric interoperability standards
Marking	CE
Ambient air temperature for operation	-40...85 °C
Ambient air temperature for storage	-40...85 °C
IP degree of protection	IP64 conforming to IEC 60529
Vibration resistance	10 gn (f= 10...2000 Hz) conforming to IEC 60068-2-6
Shock resistance	100 gn for 6 ms conforming to IEC 60068-2-27
Resistance to electrostatic discharge	2 kV (contact discharge) level 2 conforming to IEC 61000-4-2 4 kV (air discharge) level 2 conforming to IEC 61000-4-2
Resistance to electromagnetic fields	10 V/m level 3 conforming to IEC 61000-4-3
Resistance to fast transients	1 kV signal ports level 3 conforming to IEC 61000-4-4 2 kV power ports level 3 conforming to IEC 61000-4-4

Offer Sustainability

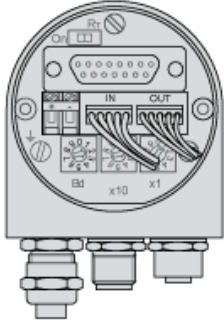
REACH free of SVHC	Yes
EU RoHS Directive	Pro-active compliance (Product out of EU RoHS legal scope) EU RoHS Declaration
Toxic heavy metal free	Yes
Mercury free	Yes
RoHS exemption information	Yes

Contractual warranty

Warranty	18 months
----------	-----------

Wiring Diagram

CANopen Connections

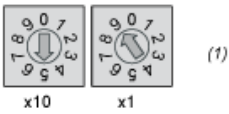


Bus termination resistor

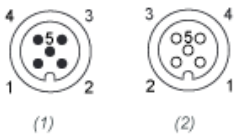


- (1) 1st or last encoder
- (2) Encoder X

Permissible address range



- (1) (1 => 99) (0 => reserve)



- (1) Bus IN M12 male connector
- (2) Bus OUT M12 female connector

Pin	1	2	3	4	5
Function	CAN_SHLD	(CAN_V+)	CAN_GND	CAN_H	CAN_L
Terminal	+		-		
Function	24 V		0 V		