



Price* : 209.87 GBP



Main

| | |
|---|--|
| Range of product | OsiSense XM |
| Product or component type | Electromechanical pressure sensor |
| Pressure sensor type | Electromechanical pressure sensor |
| Device short name | XMLA |
| Pressure sensor size | 10 bar |
| Controlled fluid | Viscous product (0...160 °C) |
| Fluid connection type | G 1 1/4 (female) conforming to ISO 228 |
| Electrical connection | Screw-clamps terminals, 1 x 0.5...2 x 2.5 mm ² |
| AWG gauge | AWG 20...AWG 14 |
| Cable entry | Cable gland 7...13 mm |
| Contacts type and composition | 1 C/O |
| Product specific application | - |
| Pressure switch type of operation | Detection of 1 single threshold |
| Electrical circuit type | Control circuit |
| Scale type | Fixed differential |
| Local display | With |
| Adjustable range of switching point on rising pressure | 0.6...10 bar |
| Adjustable range of switching point on falling pressure | 0.1...9.5 bar |
| Maximum permissible accidental pressure | 22.5 bar |
| Destruction pressure | 45 bar |
| Pressure actuator | Diaphragm |
| Materials in contact with fluid | FPM, FKM Steel |
| Enclosure material | Zinc alloy |
| [In] rated current | 3 A, B300, AC-15 (Ue = 120 V) conforming to EN/IEC 60947-5-1 |

Disclaimer: This documentation is not intended as a substitute for and is not to be used for determining suitability or reliability of these products for specific user applications

Complementary

| | |
|--|---|
| Natural differential at low setting | 0.5 bar (+/- 0.05 bar) |
| Natural differential at high setting | 0.5 bar (+/- 0.05 bar) |
| Maximum permissible pressure - per cycle | 12.5 bar |
| Terminal block type | 4 terminals |
| Maximum operating rate | 120 cyc/mn |
| Repeat accuracy | 2 % |
| [Ui] rated insulation voltage | 300 V conforming to UL 508 500 V conforming to EN/IEC 60947-1 300 V conforming to CSA C22.2 No 14 |
| [Uimp] rated impulse withstand voltage | 6 kV EN/IEC 60947-1 |
| Auxiliary contacts operation | Snap action |
| Contacts material | Silver contacts |
| Maximum resistance across terminals | 25 mOhm conforming to IEC 255-7 category 3 25 mOhm conforming to NF C 93-050 method A |
| Short-circuit protection | 10 A cartridge fuse, type gG (gl) |
| Mechanical durability | 5000000 cycles |
| Setting | External |
| Height | 130 mm |
| Depth | 76 mm |
| Width | 50 mm |
| Product weight | 0.685 kg |

Environment

| | |
|---------------------------------------|--|
| Standards | UL 508 EN/IEC 60947-5-1 CE CSA C22.2 No 14 |
| Product certifications | CSA LROS (Lloyds register of shipping) UL CCC BV EAC |
| Protective treatment | TC standard version |
| Ambient air temperature for operation | -25...70 °C |
| Ambient air temperature for storage | -40...70 °C |
| Operating position | Any position |
| Vibration resistance | 4 gn conforming to IEC 60068-2-6 (f = 30...500 Hz) |
| Shock resistance | 50 gn conforming to IEC 60068-2-27 |
| Electrical shock protection class | Class I conforming to IEC 1140 Class I conforming to IEC 536 Class I conforming to NF C 20-030 |
| IP degree of protection | IP66 conforming to EN/IEC 60529 |

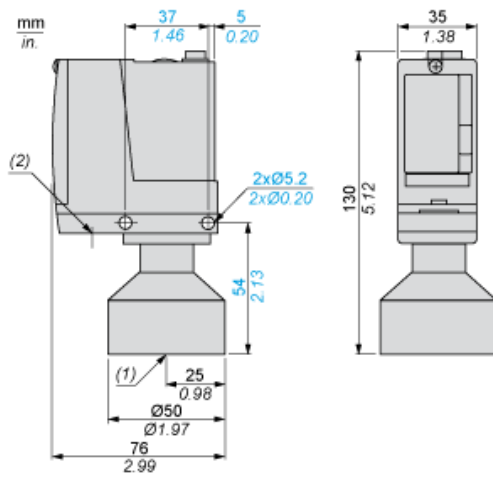
Offer Sustainability

| | |
|----------------------------|---|
| Sustainable offer status | Green Premium product |
| EU RoHS Directive | Pro-active compliance (Product out of EU RoHS legal scope) EU RoHS Declaration |
| Mercury free | Yes |
| RoHS exemption information | Yes |
| Environmental Disclosure | Product Environmental Profile |
| Circularity Profile | No need of specific recycling operations |

Contractual warranty

| | |
|----------|-----------|
| Warranty | 18 months |
|----------|-----------|

Dimensions



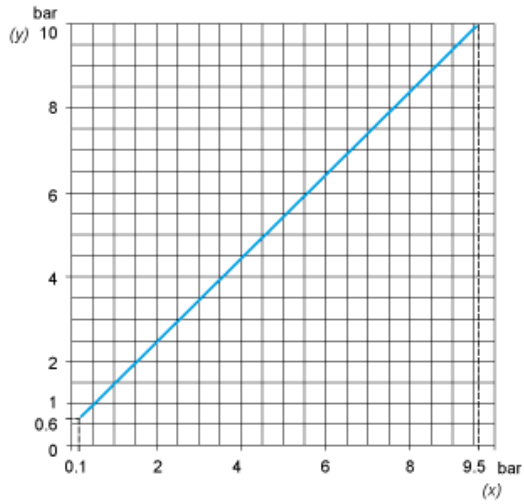
- (1) 1 fluid entry, tapped G1/4 (BSP female)
- (2) 1 electrical connections entry, tapped M20 x 1.5

Wiring Diagram

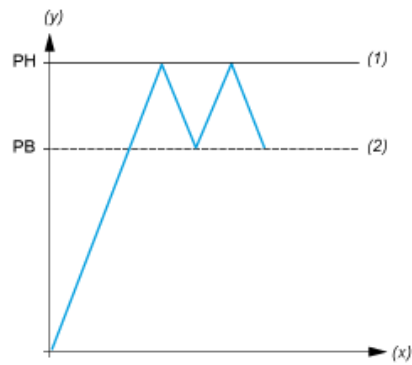
Terminal Model



Operating Curves



(y) Rising pressure
(x) Falling pressure



(y) Pressure
(x) Time
(1) Adjustable value
(2) Non adjustable value
PH : High point
PB : Below point