

XMLB300D2S13

pressure switch XMLB 300 bar - adjustable
scale 2 thresholds - 1 C/O



Main

| | |
|---|--|
| Range of product | OsiSense XM |
| Product or component type | Electromechanical pressure sensor |
| Pressure sensor type | Electromechanical pressure sensor |
| Device short name | XMLB |
| Pressure sensor size | 300 bar |
| Controlled fluid | Hydraulic oil (0...160 °C) |
| Fluid connection type | 1/4" - 18 NPTF (female) |
| Electrical connection | Screw-clamps terminals 1 x 0.5...2 x 2.5 mm ² |
| AWG gauge | AWG 20...AWG 14 |
| Cable entry number | 1 tapped entry (1/2" NPT) forcable gland , cable outer diameter: 7...13 mm |
| Contacts type and composition | 1 C/O |
| Product specific application | - |
| Pressure switch type of operation | Regulation between 2 thresholds |
| Electrical circuit type | Control circuit |
| Scale type | Adjustable differential |
| Local display | With |
| Adjustable range of switching point on rising pressure | 22...300 bar |
| Adjustable range of switching point on falling pressure | 2.6...263 bar |
| Possible differential maximum at high setting | 200 bar |
| Maximum permissible accidental pressure | 675 bar |
| Destruction pressure | 1350 bar |
| Pressure actuator | Piston |
| Materials in contact with fluid | Brass FPM, FKM PTFE Steel |
| Enclosure material | Zinc alloy |
| [In] rated current | 0.1 A, R300, DC-13 (Ue = 250 V) conforming to EN/IEC 60947-5-1 1.5 A, B300, AC-15 (Ue = 240 V) conforming to EN/IEC 60947-5-1 3 A, B300, AC-15 (Ue = 120 V) conforming to EN/IEC 60947-5-1 |

Complementary

| | |
|---|---------------------------------|
| Possible differential minimum at low setting | 19.4 bar (- 1.5 bar, + 1.7 bar) |
| Possible differential minimum at high setting | 37 bar (- 1 bar, + 4 bar) |
| Maximum permissible pressure - per cycle | 375 bar |
| Terminal block type | 4 terminals |
| Operating rate | <= 60 cyc/mn at > 0 °C |

| | |
|--|---|
| Repeat accuracy | < 2 % |
| [Ui] rated insulation voltage | 300 V conforming to CSA C22.2 No 14 500 V conforming to EN/IEC 60947-1 300 V conforming to UL 508 |
| [Uimp] rated impulse withstand voltage | 6 kV conforming to EN/IEC 60947-1 |
| Auxiliary contacts operation | Snap action |
| Contacts material | Silver contacts |
| Resistance across terminals | < 25 mOhm conforming to NF C 93-050 method A < 25 mOhm conforming to IEC 255-7 category 3 |
| Short circuit protection | 10 A cartridge fuse type gG (gl) |
| Mechanical durability | 3000000 cycles |
| Setting | External |
| Height | 113 mm |
| Depth | 75 mm |
| Width | 35 mm |
| Product weight | 0.75 kg |

Environment

| | |
|--|--|
| Standards | CE EN/IEC 60947-5-1 UL 508 CSA C22.2 No 14 |
| Product certifications | BV CCC CSA LROS (Lloyds register of shipping) UL EAC |
| Protective treatment | TC (standard version) |
| Ambient air temperature for operation | -25...70 °C |
| Ambient air temperature for storage | -40...70 °C |
| Operating position | Any position |
| Vibration resistance | 4 gn (f = 30...500 Hz) conforming to IEC 60068-2-6 |
| Shock resistance | 50 gn conforming to IEC 60068-2-27 |
| Class of protection against electric shock | Class I conforming to NF C 20-030 Class I conforming to IEC 536 Class I conforming to IEC 1140 |
| IP degree of protection | IP66 conforming to EN/IEC 60529 |

Offer Sustainability

| | |
|----------------------------------|---|
| Sustainable offer status | Green Premium product |
| RoHS (date code: YYWW) | Compliant - since 0928 - Schneider Electric declaration of conformity |
| REACH | Reference not containing SVHC above the threshold |
| Product environmental profile | Available Download Product Environmental |
| Product end of life instructions | Need no specific recycling operations |

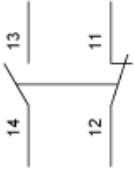
Dimensions



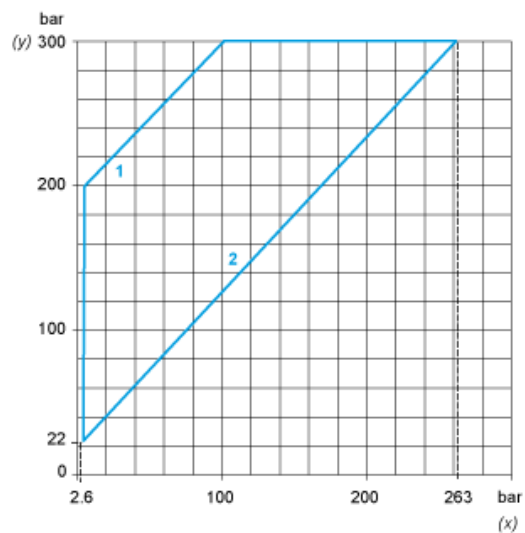
- (1) 1 fluid entry, tapped 1/4" NPTF
(2) 1 electrical connections entry, tapped 1/2" NPT
Ø : 2 elongated holes Ø 5.2 x 6.7

Wiring Diagram

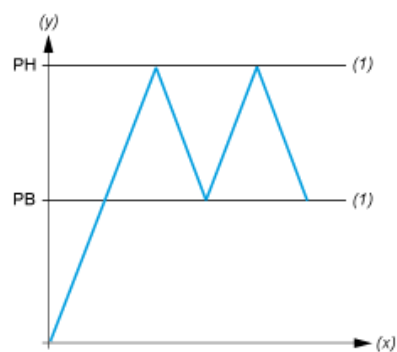
Terminal Model



Operating Curves



- (y) Rising pressure
- (x) Falling pressure
- 1 : Maximum differential
- 2 : Minimum differential



- (y) Pressure
- (x) Time
- (1) Adjustable value
- PH : High point
- PB : Below point