

## Main

Range of product	OsiSense XM
Product or component type	Electronic pressure sensors
Pressure sensor type	Electronic vacuum-pressure sensor
Pressure sensor size	25 bar
Pressure sensor name	XMLE
Controlled fluid	Fresh water (0...80 °C) Hydraulic oil (-15...80 °C) Corrosive fluid (-15...80 °C) Air (-15...80 °C)
Fluid connection type	G 1/4A (male) conforming to ISO 228
Type of output signal	Discrete
Discrete output type	Solid state PNP, 1 NC
Electrical connection	Male connector M12
Adjustable range of switching point on rising pressure	1.75...25 bar
Adjustable range of switching point on falling pressure	1.25...24.5 bar
[Us] rated supply voltage	24 V DC, voltage limits: 11...33 V
Diameter	40 mm

## Complementary

Enclosure material	Anodised aluminium
Type of installation	Control circuit
Operating position	Any position
Materials in contact with fluid	Stainless steel type AISI 303
Pressure switch type of operation	Regulation between 2 thresholds
Possible differential minimum at low setting	0.2 bar
Possible differential maximum at high setting	0.2 bar
Maximum permissible accidental pressure	50 bar
Maximum permissible pressure - per cycle	25 bar
Destruction pressure	75 bar
Drift of the sensitivity	+/- 0.015 % of measuring range/°C
Drift of the zero point	+/- 0.03 % of measuring range/°C
Protection type	Overload protection Reverse polarity Short-circuit
Scale type	Adjustable differential
Local display	Without
Current consumption	< 15 mA
Mechanical durability	>= 10000000 cycles
Response time on output	< 5 ms
Measurement accuracy	+/- 0.3 % of the measuring range
Product weight	0.3 kg

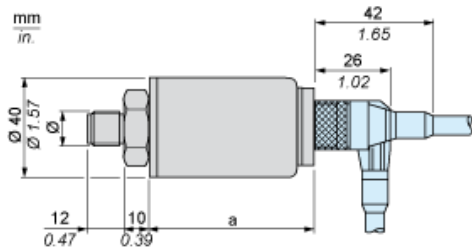
## Environment

IP degree of protection	IP65
Vibration resistance	5 gn (f = 25...200 Hz) 35 gn (f = 60...2000 Hz)
Protective treatment	TC
Shock resistance	50 gn
Standards	CE EN 50081 EN 50082
Product certifications	CSA UL
Ambient air temperature for operation	-15...80 °C

## Offer Sustainability

Sustainable offer status	Not Green Premium product
RoHS (date code: YYWW)	Compliant - since 0627 - <a href="#">Schneider Electric declaration of conformity</a>
REACH	Reference not containing SVHC above the threshold

Dimensions



Ø : G 1/4 (male)

Dimensions in mm

a
65

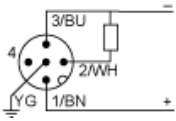
Dimensions in in.

a
2.56

---

Wiring Diagram

---

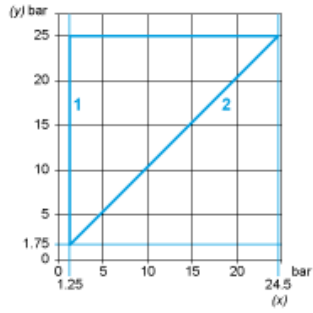


(BU) Blue  
(BN) Brown  
(WH) White  
(YG) Yellow Green

---

Operating Curves

---



- 1 : Maximum differential
- 2 : Minimum differential
- (y) Rising pressure
- (x) Falling pressure