

# XPEM329

single foot switch - IP66 - with cover - metallic - blue - 2 NC + 2 NO



## Main

Range of product	Harmony XPE
Product or component type	Foot switch
Material	Metal
Foot switch type	Single foot switch
Device short name	XPEM
Protective cover	With
Trigger mechanism	Without trigger mechanism
Contacts operation	1 step with analog output
Contacts type and composition	2 NC + NO
Colour	Blue

## Complementary

Positive opening	With conforming to EN/IEC 60947-5-1 appendix K
[Us] rated supply voltage	24...48 V DC
Supply voltage limits	19...58 V
Current consumption	4 mA no load
Output current drift	-6...2 % at 0...50 °C -12...2 % at -25...70 °C
Connections - terminals	Screw clamp terminal: ≤ 2 x 1.5 mm <sup>2</sup> with or without cable end Screw clamp terminal: ≤ 1 x 2.5 mm <sup>2</sup> with or without cable end
Cable entry	2 entries tapped for Pg 16 cable gland
Mechanical durability	15000000 cycles
[Ie] rated operational current	0.27 A, 250 V, DC-13, Q300 conforming to EN/IEC 60947-5-1 appendix A 3 A, 240 V, AC-15, A300
[Ui] rated insulation voltage	500 V, degree of pollution: 3 conforming to VDE 0110 group C 500 V, degree of pollution: 3 conforming to NF C 20-040 group C 500 V, degree of pollution: 3 conforming to EN/IEC 60947-1 300 V conforming to UL 508 300 V conforming to CSA C22-2 No 14
[Uimp] rated impulse withstand voltage	6 kV conforming to EN/IEC 60947-1
Resistance across terminals	≤ 25 mOhm conforming to NF C 93-050 method A ≤ 25 mOhm conforming to IEC 60255-7 category 3
Short circuit protection	10 A by cartridge fuse type gG conforming to VDE 0660-200 10 A by cartridge fuse type gG conforming to EN/IEC 60947-5-1
Operational power in W	7 W DC-13, operating rate: 60 cyc/mn, 5000000 cycles, 48 V, load factor: 0.5 conforming to EN/IEC 60947-5-1 appendix C 4 W DC-13, operating rate: 60 cyc/mn, 5000000 cycles, 120 V, load factor: 0.5 conforming to EN/IEC 60947-5-1 appendix C 10 W DC-13, operating rate: 60 cyc/mn, 5000000 cycles, 24 V, load factor: 0.5 conforming to EN/IEC 60947-5-1 appendix C
Product weight	2.42 kg

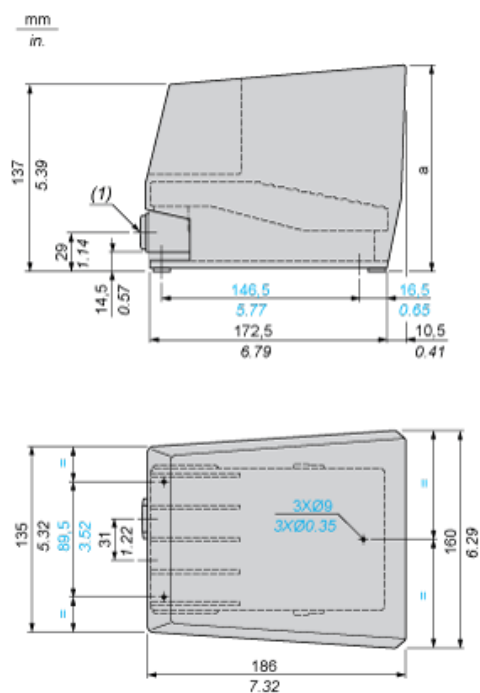
## Environment

Standards	NF E 09-031
Product certifications	CSA FIMKO
Protective treatment	TC
Ambient air temperature for operation	-25...70 °C
Ambient air temperature for storage	-40...70 °C
Vibration resistance	15 gn (f = 10...500 Hz) conforming to IEC 60068-2-6

Shock resistance	20 gn conforming to IEC 60068-2-27 150 gn conforming to NF E 09-031
Class of protection against electric shock	Class I conforming to NF C 20-030 Class I conforming to EN/IEC 61140
IP degree of protection	IP669 conforming to NF C 20-010 IP66 conforming to IEC 60529

## Single Pedal Metal Foot Switch with Protective Cover

### Dimensions



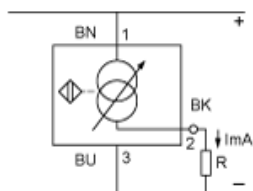
(1) 2 tapped entries for n° 16 (Pg 16) cable gland. For ISO M20, use adaptor DE9RA620.

---

## Foot Switch with Analog Output

---

### Wiring Diagram



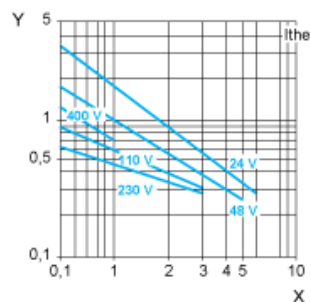
BN Brown  
BU Blue  
BK Black

## Electrical Durability of Contacts

### AC-15 Utilization Category

Operating rate: 3600 operating cycles/hour. Load factor: 0.5.

Inductive circuit:

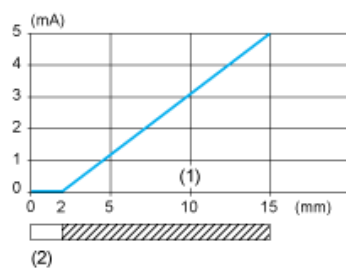


X Current in A  
Y Millions of operating cycles

### DC-13 Utilization Category

Refer to the product characteristic "Operational power in W".

## Analog Output Current Curve



(1) Pedal travel  
(2) Change of contact state