




Price* : 143.09 GBP



Main

Range of product	OsiSense XS ATEX D
Series name	Application
Sensor type	Inductive proximity sensor
Device application	ATEX dust
Sensor name	XS1
Sensor design	Cylindrical M30
Size	50 mm
Body type	Fixed
Detector flush mounting acceptance	Flush mountable
Material	Metal
Enclosure material	Nickel plated brass
[Sn] nominal sensing distance	10 mm
Type of output signal	Analogue
Wiring technique	2-wire
Output circuit type	DC
Analogue output range	4...20 mA
Electrical connection	Cable
Cable length	2 m
[Us] rated supply voltage	12...24 V DC
IP degree of protection	IP67 conforming to IEC 60529

Complementary

Thread type	M30 x 1.5
Detection face	Frontal
Front material	PPS
Sensing range	> 8...15 mm

Operating zone	1...10 mm
Repeat accuracy	<= 3% of Sr
Linearity error	+/- 2 mA
Cable composition	3 x 0.34 mm ²
Wire insulation material	PvR
Supply voltage limits	10...38 V DC
Switching frequency	<= 300 Hz
Current consumption	4 mA no-load
Maximum output current drift	10 %
Marking	II2 D-Ex tb IIIC T90°C Db IP67
Threaded length	42 mm
Height	30 mm
Length	50 mm

Environment

Standards	EN/IEC 60079-0 EN/IEC 60079-31
Directives	94/9/EC - ATEX directive
Product certifications	INERIS 04ATEX0022X
Ambient air temperature for operation	-20...60 °C
Dust zone	Zone 21 - 22

Offer Sustainability

Sustainable offer status	Green Premium product
EU RoHS Directive	Pro-active compliance (Product out of EU RoHS legal scope) EU RoHS Declaration
Mercury free	Yes
RoHS exemption information	Yes
Environmental Disclosure	Product Environmental Profile
Circularity Profile	End of Life Information

Contractual warranty

Warranty	18 months
----------	-----------

Dimensions



(1) LED

Minimum Mounting Distances

Side by side



$e (1) \geq 20 \text{ mm}/0.79 \text{ in}$

Face to face



$e (2) \geq 120 \text{ mm}/4.72 \text{ in}$

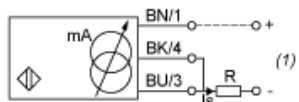
Facing a metal object



$e (3) \geq 30 \text{ mm}/1.18 \text{ in.}$

Wiring Schemes

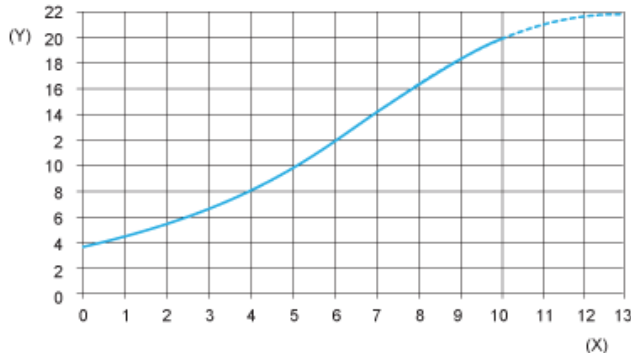
2-Wire connection



- (1) Output current
- BN : Brown
- BK : Black
- BU : Blue

	Output current	Load impedance value
12 V	4...20 mA	$R \leq 8.2 \Omega$
24 V	4...20 mA	$R \leq 470 \Omega$

Output Curves



(Y) Is (mA)
(X) Sensors - object distance (mm)