



Price* : 58.37 GBP



Main

Range of product	OsiSense XS
Series name	General purpose
Sensor type	Inductive proximity sensor
Device application	-
Sensor name	XS6
Sensor design	Cylindrical M30
Size	74 mm
Body type	Fixed
Detector flush mounting acceptance	Non flush mountable
Material	Metal
Type of output signal	Discrete
Wiring technique	2-wire
[Sn] nominal sensing distance	22 mm
Discrete output function	1 NC
Output circuit type	AC/DC
Electrical connection	Male connector 1/2"20 UNF, 3 pins
[Us] rated supply voltage	24...240 V AC/DC 50/60 Hz
Switching capacity in mA	5...200 mA DC 5...300 mA AC
IP degree of protection	IP67 conforming to IEC 60529 IP69K conforming to DIN 40050

Complementary

Thread type	M30 x 1.5
Detection face	Frontal
Front material	PPS
Enclosure material	Nickel plated brass

Operating zone	0...17.6 mm
Differential travel	1...15% of Sr
Status LED	Output state: 1 LED (yellow)
Supply voltage limits	20...264 V AC/DC
Maximum residual current	0.8 mA open state
Switching frequency	<= 25 Hz AC <= 300 Hz DC
Maximum voltage drop	<5.5 V (closed)
Maximum delay first up	30 ms
Maximum delay response	0.5 ms
Maximum delay recovery	2 ms
Marking	CE
Threaded length	41 mm
Length	74 mm
Product weight	0.165 kg

Environment

Product certifications	UL CSA
Ambient air temperature for operation	-25...70 °C
Ambient air temperature for storage	-40...85 °C
Vibration resistance	25 gn amplitude = +/- 2 mm (f = 10...55 Hz) conforming to IEC 60068-2-6
Shock resistance	50 gn for 11 ms conforming to IEC 60068-2-27

Offer Sustainability

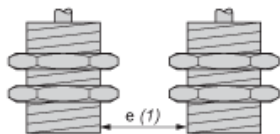
Sustainable offer status	Green Premium product
EU RoHS Directive	Pro-active compliance (Product out of EU RoHS legal scope) EU RoHS Declaration
Mercury free	Yes
RoHS exemption information	Yes
Environmental Disclosure	Product Environmental Profile
Circularity Profile	End of Life Information

Contractual warranty

Warranty	18 months
----------	-----------

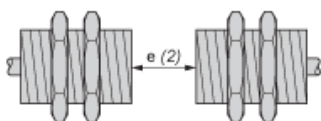
Minimum Mounting Distances in mm

Side by side



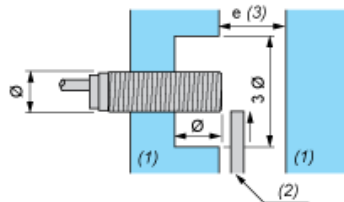
$e (1) \geq 120 \text{ mm}/4.72 \text{ in.}$

Face to face



$e (2) \geq 264 \text{ mm}/10.39 \text{ in.}$

Facing a metal object



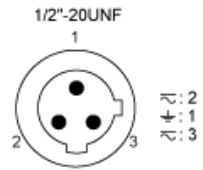
$e (3) \geq 66 \text{ mm}/2.60 \text{ in.}$

(4) Metal

(5) Object to be detected

Wiring Schemes

1/2"-20UNF



- 1 : Grounding
- 2 : AC
- 3 : AC

NC output

