



Price\* : 83.71 GBP



## Main

Range of product	OsiSense XS
Series name	General purpose
Sensor type	Inductive proximity sensor
Device application	-
Sensor name	XS9
Sensor design	Form 40 x 40 x 117
Size	117 mm
Body type	Fixed
Detector flush mounting acceptance	Non flush mountable
Material	Plastic
Enclosure material	PBT
Type of output signal	Analogue
Wiring technique	3-wire
[Sn] nominal sensing distance	25 mm
Output circuit type	DC
Analogue output range	0...10 V
Electrical connection	Screw-clamp terminals, 4 x 1.5 mm <sup>2</sup>
[Us] rated supply voltage	24 V DC with reverse polarity protection
IP degree of protection	IP67 conforming to IEC 60529 IP65 conforming to IEC 60529 IP69K conforming to DIN 40050

## Complementary

Detection face	5 positions turret head
Front material	PBT
Operating zone	2...27 mm
Differential travel	3...15% of Sr

Linearity error	<= 3% of Sr
Maximum output current drift	5 %
Cable entry number	1 tapped entry for 1/2" NPT cable gland
Status LED	Output state: 1 LED (yellow)
Supply voltage limits	15...36 V DC
Current consumption	0...4 mA no-load
Maximum delay first up	7.5 ms
Maximum delay response	6 ms
Maximum delay recovery	6 ms
Marking	CE
Height	40 mm
Length	40 mm
Width	117 mm
Product weight	0.244 kg

## Environment

Product certifications	CSA CCC UL
Ambient air temperature for operation	-25...70 °C
Ambient air temperature for storage	-40...85 °C
Vibration resistance	25 gn amplitude = +/- 2 mm (f = 10...55 Hz) conforming to IEC 60068-2-6
Shock resistance	50 gn for 11 ms conforming to EN 60068-2-27

## Offer Sustainability

Sustainable offer status	Green Premium product
EU RoHS Directive	Pro-active compliance (Product out of EU RoHS legal scope) <a href="#">EU RoHS Declaration</a>
Mercury free	Yes
RoHS exemption information	<a href="#">Yes</a>
Environmental Disclosure	<a href="#">Product Environmental Profile</a>
Circularity Profile	No need of specific recycling operations

## Contractual warranty

Warranty	18 months
----------	-----------

Dimensions



- (1) 2 holes  $\varnothing$  5,45 mm /  $\varnothing$  0.21 in. (Tightening torque: < 1,5 Nm / < 13.3 lb-in.)
- (2) 3 screws M3,5. (Tightening torque: < 1,2 Nm / < 10.6 lb-in.)
- (3) 2 elongated holes 5,4 x 7,4 mm / 0.21 x 0.29 in. (Tightening torque: < 1,5 Nm / < 13.3 lb-in.)

Mounting

Head Positions



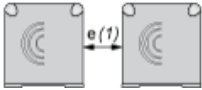
---

Setting-up Precautions

---

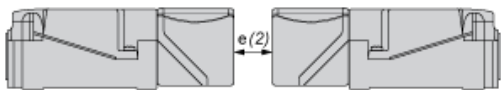
Minimum Mounting Distances (mm)

Side by Side



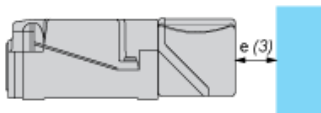
$$e(1) \geq 120$$

Face to Face



$$e(2) \geq 240$$

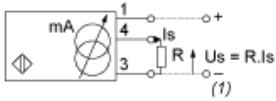
Facing a Metal Object



$$e(3) \geq 90$$

Wiring Schemes

3-Wire



(1) Output voltage

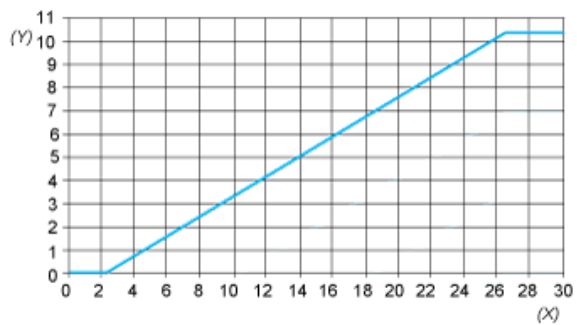
Ensure a minimum of 5 V between the + and the sensor output (terminal 4)

	Output current	Load impedance value	Output voltage	Load impedance value
12 V	0...10 mA	$R \leq 630 \Omega$	-	-
24 V	0...10 mA	$R \leq 1500 \Omega$	0...10 V	$R = 1000 \Omega$

---

Analogue Outputs

---



(Y) Output current (V)  
(X) Sensing distance (mm)