



## Main

Range of product	Preventa Safety detection
Product or component type	Safety thru-beam transmitter photo-electric sensors
Device short name	XU2S
Product compatibility	XPSCM1144 XPSCM1144P
[Sn] nominal sensing distance	8 m

## Complementary

Detection system	Transmitter-receiver system
[Us] rated supply voltage	12...24 V DC (10...30 V) against reverse polarity
Current consumption	<= 35 mA no-load
Line of sight type	Along case axis
Electrical connection	Pre-cabled
Cable outer diameter	5 mm
Cable length	5 m
Cable composition	3 x 0.34 mm <sup>2</sup>
Tightening torque	24 N.m fixing nut
Marking	CE
Material	Lenses : PMMA (polymethyl methacrylate) Case : nickel plated brass
Product weight	0.235 kg

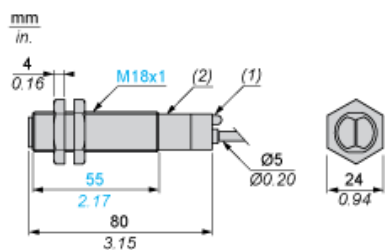
## Environment

Ambient air temperature for operation	-25...55 °C
Ambient air temperature for storage	-40...70 °C
IP degree of protection	IP67 conforming to EN/IEC 60529
Shock resistance	30 gn (3 axes : 3 times) conforming to EN/IEC 60068-2-27
Vibration resistance	7 gn (f = 10...55 Hz) conforming to EN/IEC 60068-2-6

## Offer Sustainability

Sustainable offer status	Green Premium product
RoHS (date code: YYWW)	Compliant - since 0924 - <a href="#">Schneider Electric declaration of conformity</a>
REACH	Reference not containing SVHC above the threshold
Product environmental profile	Available <a href="#">Download Product Environmental</a>
Product end of life instructions	Available <a href="#">Download End Of Life Manual</a>

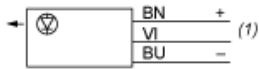
Dimensions



- (1) LED
- (2) Potentiometer

Wiring Schemes (3-wire DC)

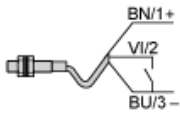
Transmitter



BU : Blue  
BN : Brown  
VI : Violet  
(1) Test

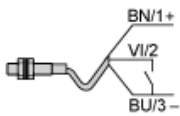
Beam Break Test

Beam Made



BU : Blue  
BN : Brown  
VI : Violet

Beam Broken



BU : Blue  
BN : Brown  
VI : Violet

Connecting to a Safety Module

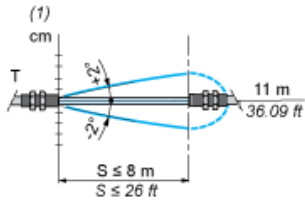
The screenshot shows a product page for XU2S18PP340D. On the left, under 'Discover XU2S18PP340D by', there is a list of links: Characteristics, Dimensions Drawings, Connections and Schema, Performance Curves, and Download & Documents. A red box highlights 'Download & Documents' with a circled '1' below it. On the right, under 'Download & Documents 1 to 8 of 8', there are several document categories: CAD, Instruction sheet, Product environmental, End of life manual, System user guide, Catalog, and Image of product. The 'System user guide' category is highlighted with a red box, and the document 'Connecting to a monitoring device XU2S' is highlighted with a red box, with a circled '2' below it.

- 1 : Click on Download & Documents
- 2 : Click on System user guide

To have all connection schematics concerning our safety module, select "download and document" and download the file "Connecting to a monitoring device XU2S"

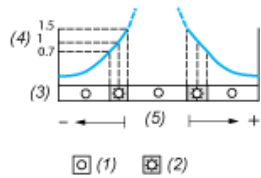
Curves

Infrared Detection Curve



(1)  $\varnothing$  of beam

Verification of Correct Operation



- (1) LED off
- (2) LED on
- (3) Red LED
- (4) Signal level
- (5) Optimum alignment