



Main

Range of product	Preventa Safety detection
Product or component type	Safety thru-beam transmitter photo-electric sensors
Device short name	XU2S
Product compatibility	XPSCM1144 XPSCM1144P
[Sn] nominal sensing distance	8 m

Complementary

Detection system	Transmitter-receiver system
[Us] rated supply voltage	12...24 V DC (10...30 V) against reverse polarity
Current consumption	<= 35 mA no-load
Line of sight type	90° to case axis
Electrical connection	1 male connector M12 4 pins
Tightening torque	2 N.m connector 24 N.m fixing nut
Marking	CE
Material	Lenses : PMMA (polymethyl methacrylate) Case : nickel plated brass
Product weight	0.155 kg

Environment

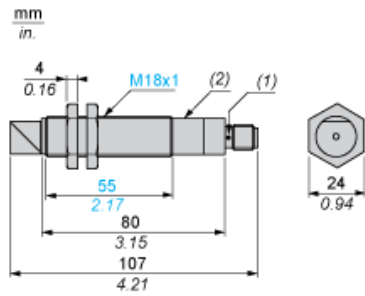
Ambient air temperature for operation	-25...55 °C
Ambient air temperature for storage	-40...70 °C
IP degree of protection	IP67 conforming to EN/IEC 60529
Shock resistance	30 gn (3 axes : 3 times) conforming to EN/IEC 60068-2-27
Vibration resistance	7 gn (f = 10...55 Hz) conforming to EN/IEC 60068-2-6

Offer Sustainability

Sustainable offer status	Green Premium product
RoHS (date code: YYWW)	Compliant - since 0924 - Schneider Electric declaration of conformity
REACH	Reference not containing SVHC above the threshold
Product environmental profile	Available Download Product Environmental
Product end of life instructions	Available Download End Of Life Manual

The information provided in this documentation contains general descriptions and/or technical characteristics of the performance of the products contained herein. This documentation is not intended as a substitute for and is not to be used for determining suitability or reliability of these products for specific user applications. It is the duty of any such user or integrator to perform the appropriate and complete risk analysis, evaluation and testing of the products with respect to the relevant specific application or use thereof. Neither Schneider Electric Industries SAS nor any of its affiliates or subsidiaries shall be responsible or liable for misuse of the information contained herein.

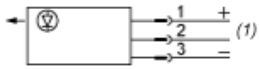
Dimensions



- (1) LED
- (2) Potentiometer

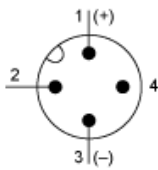
Wiring Schemes (3-wire DC)

Transmitter



(1) Test

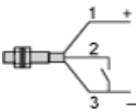
Connector Pin View



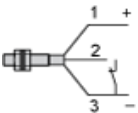
- (1) (+)
- (2) Test
- (3) (-)

Beam Break Test

Beam Made



Beam Broken



Connecting to a Safety Module

Discover XU2S18PP340D by

- Characteristics
- Dimensions Drawings
- Connections and Schema
- Performance Curves
- **Download & Documents**

①

Download & Documents 1 to 8 of 8

CAD

Preventa - Photo-electric sensors - Thru beam, pair - Ref. XU2S18PP340D	SILENT 2015-07-21	(Se ▼)
Preventa - Photo-electric sensors - Thru beam, pair - Ref. XU2S18PP340D	SILENT 2009-10-23	(Se ▼)

Instruction sheet

XU2S18... Cylindrical photo-electric sensor design 18	English 2015-07-21	pdf ▼
---	--------------------	-------

Product environmental

XUB... XU1... to XU9... Photoelectric Sensor, Product Environmental profile	English 2012-03-19	pdf ▼
---	--------------------	-------

End of life manual

XUB... and XU1... to XU9... Photoelectric Sensors, Product End-of-life Instructions	English 2012-02-20	pdf ▼
---	--------------------	-------

System user guide

Connecting to a monitoring device XU2S	English 2015-06-08	pdf ▼
--	--------------------	-------

Catalog

Safety light curtains Preventa XUSL	English 2015-05-18	pdf ▼
-------------------------------------	--------------------	-------

Image of product

Security light curtain XU2S	SILENT 2015-07-21	(Se ▼)
-----------------------------	-------------------	--------

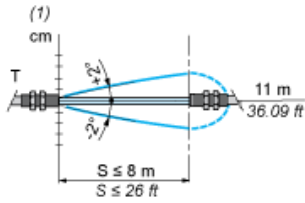
②

- 1 : Click on Download & Documents
- 2 : Click on System user guide

To have all connection schematics concerning our safety module, select "download and document" and download the file "Connecting to a monitoring device XU2S"

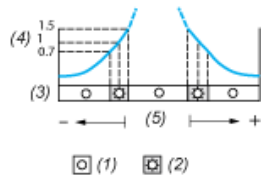
Curves

Infrared Detection Curve



(1) \varnothing of beam

Verification of Correct Operation



- (1) LED off
- (2) LED on
- (3) Red LED
- (4) Signal level
- (5) Optimum alignment