



Main

Range of product	Preventa Safety detection
Product or component type	Safety thru-beam pair photo-electric sensors
Device short name	XU2S
Output type	1 safety outputs OSSD PNP
[Sn] nominal sensing distance	8 m

Complementary

Detection system	Transmitter-receiver system
[Us] rated supply voltage	12...24 V DC (10...30 V) reverse polarity protection
Current consumption	<= 35 mA no-load
Voltage drop	<= 1.5 V closed state
Switching capacity in mA	<= 100 mA (overload and short-circuit protection)
Switching frequency	500 Hz maximum
Electrical connection	Pre-cabled
Line of sight type	Along case axis
Delay response	<= 1 ms
Delay recovery	<= 1 ms
Cable outer diameter	5 mm
Cable length	5 m
Cable composition	4 x 0.34 mm ² for receiver 3 x 0.34 mm ² for transmitter
Tightening torque	24 N.m fixing nut
Function available	Light or dark programmable switching Built-in muting function
Marking	CE
Material	Lenses : PMMA (polymethyl methacrylate) Case : nickel plated brass
Product weight	0.485 kg

Environment

Standards	EN/IEC 60825-1 EN/IEC 61496-1 EN/IEC 61496-2
Safety level	Type 2 conforming to IEC 61496-1-2 Can reach category 2 conforming to EN/ISO 13849-1 (associated with module XPSCM correctly wired) Can reach PL = c conforming to EN/ISO 13849-1 (associated with module XP-SCM correctly wired)
Ambient air temperature for operation	-25...55 °C
Safety reliability data	PFH = 4.6E-7 1/h conforming to IEC 61508 PFH = 5.5E-7 1/h conforming to IEC 61508 (with muting function)
Ambient air temperature for storage	-40...70 °C

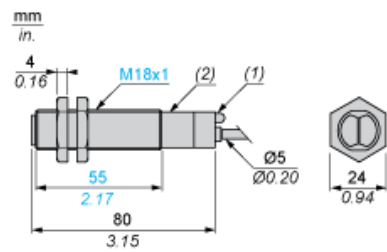
IP degree of protection	IP67 conforming to EN/IEC 60529
Shock resistance	30 gn (3 axes : 3 times) conforming to EN/IEC 60068-2-27
Vibration resistance	7 gn (f = 10...55 Hz) conforming to EN/IEC 60068-2-6

Offer Sustainability

Sustainable offer status	Green Premium product
RoHS (date code: YYWW)	Compliant - since 1005 - Schneider Electric declaration of conformity
REACH	Reference not containing SVHC above the threshold
Product environmental profile	Available Download Product Environmental
Product end of life instructions	Available Download End Of Life Manual

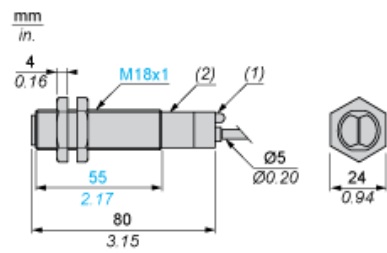
Dimensions

Receiver



- (1) LED
- (2) Potentiometer

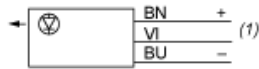
Transmitter



- (1) LED
- (2) Potentiometer

Wiring Schemes (3-wire DC)

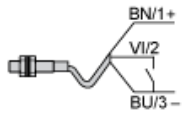
Transmitter



BU : Blue
BN : Brown
VI : Violet
(1) Test

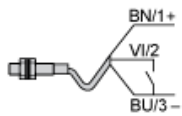
Beam Break Test

Beam Made



BU : Blue
BN : Brown
VI : Violet

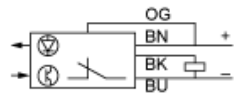
Beam Broken



BU : Blue
BN : Brown
VI : Violet

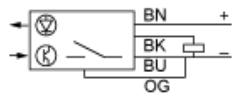
Receiver

Light switching (no object present). PNP output



BN : Brown
BU : Blue
BK : Black
OG : Orange

Dark switching (no object present). PNP output



BN : Brown
BU : Blue
BK : Black
OG : Orange

Connecting to a Safety Module

Discover
XU2S18PP340D by

- Characteristics
- Dimensions Drawings
- Connections and Schema
- Performance Curves
- **Download & Documents**

①

Download & Documents 1 to 8 of 8

CAD

Preventa - Photo-electric sensors - Thru beam, pair - Ref. XU2S18PP340D	SILENT 2015-07-21	(Se ▼)
Preventa - Photo-electric sensors - Thru beam, pair - Ref. XU2S18PP340D	SILENT 2009-10-23	(Se ▼)

Instruction sheet

XU2S18... Cylindrical photo-electric sensor design 18	English 2015-07-21	pdf ▼
---	--------------------	-------

Product environmental

XUB... XU1... to XU9... Photoelectric Sensor, Product Environmental profile	English 2012-03-19	pdf ▼
---	--------------------	-------

End of life manual

XUB... and XU1... to XU9... Photoelectric Sensors, Product End-of-life Instructions	English 2012-02-20	pdf ▼
---	--------------------	-------

System user guide

Connecting to a monitoring device XU2S	English 2015-06-08	pdf ▼
--	--------------------	-------

Catalog

Safety light curtains Preventa XUSL	English 2015-05-18	pdf ▼
-------------------------------------	--------------------	-------

Image of product

Security light curtain XU2S	SILENT 2015-07-21	(Se ▼)
-----------------------------	-------------------	--------

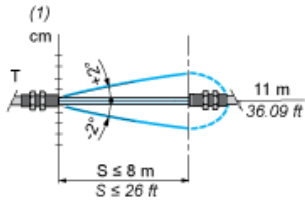
②

- 1 : Click on Download & Documents
- 2 : Click on System user guide

To have all connection schematics concerning our safety module, select "download and document" and download the file "Connecting to a monitoring device XU2S"

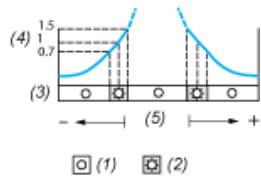
Curves

Infrared Detection Curve



(1) Ø of beam

Verification of Correct Operation



- (1) LED off
- (2) LED on
- (3) Red LED
- (4) Signal level
- (5) Optimum alignment