



### Main

Range of product	Preventa Safety detection
Product or component type	Safety thru-beam pair photo-electric sensors
Device short name	XU2S
Output type	1 safety outputs OSSD PNP
[Sn] nominal sensing distance	8 m

### Complementary

Detection system	Transmitter-receiver system
[Us] rated supply voltage	12...24 V DC (10...30 V) reverse polarity protection
Current consumption	<= 35 mA no-load
Voltage drop	<= 1.5 V closed state
Switching capacity in mA	<= 100 mA (overload and short-circuit protection)
Switching frequency	500 Hz maximum
Electrical connection	Pre-cabled
Line of sight type	90° to case axis
Delay response	<= 1 ms
Delay recovery	<= 1 ms
Cable outer diameter	5 mm
Cable length	5 m
Cable composition	4 x 0.34 mm <sup>2</sup> for receiver 3 x 0.34 mm <sup>2</sup> for transmitter
Tightening torque	24 N.m fixing nut
Function available	Light or dark programmable switching Built-in muting function
Marking	CE
Material	Lenses : PMMA (polymethyl methacrylate) Case : nickel plated brass
Product weight	0.485 kg

### Environment

Standards	EN/IEC 60825-1 EN/IEC 61496-1 EN/IEC 61496-2
Safety level	Type 2 conforming to IEC 61496-1-2 Can reach category 2 conforming to EN/ISO 13849-1 (associated with module XPSCM correctly wired) Can reach PL = c conforming to EN/ISO 13849-1 (associated with module XPSCM correctly wired)
Ambient air temperature for operation	-25...55 °C
Safety reliability data	PFH = 4.6E-7 1/h conforming to IEC 61508 PFH = 5.5E-7 1/h conforming to IEC 61508 (with muting function)
Ambient air temperature for storage	-40...70 °C

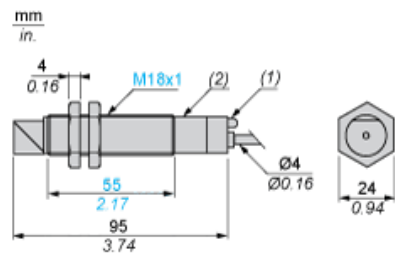
IP degree of protection	IP67 conforming to EN/IEC 60529
Shock resistance	30 gn (3 axes : 3 times) conforming to EN/IEC 60068-2-27
Vibration resistance	7 gn (f = 10...55 Hz) conforming to EN/IEC 60068-2-6

### Offer Sustainability

Sustainable offer status	Green Premium product
RoHS (date code: YYWW)	Compliant - since 1402 - <a href="#">Schneider Electric declaration of conformity</a>
REACH	Reference not containing SVHC above the threshold
Product environmental profile	Available <a href="#">Download Product Environmental</a>
Product end of life instructions	Available <a href="#">Download End Of Life Manual</a>

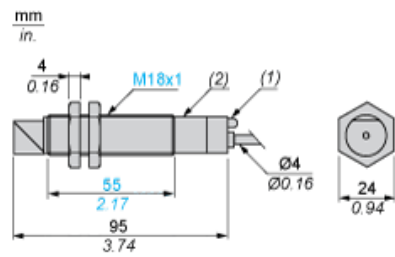
Dimensions

Receiver



- (1) LED
- (2) Potentiometer

Transmitter



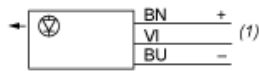
- (1) LED
- (2) Potentiometer

---

Wiring Schemes (3-wire DC)

---

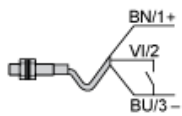
Transmitter



BU : Blue  
BN : Brown  
VI : Violet  
(1) Test

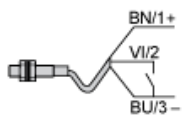
Beam Break Test

Beam Made



BU : Blue  
BN : Brown  
VI : Violet

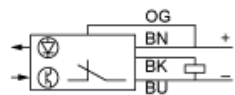
Beam Broken



BU : Blue  
BN : Brown  
VI : Violet

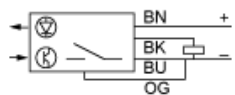
Receiver

Light switching (no object present). PNP output



BN : Brown  
BU : Blue  
BK : Black  
OG : Orange

Dark switching (no object present). PNP output



BN : Brown  
BU : Blue  
BK : Black  
OG : Orange

---

Connecting to a Safety Module

---

**Discover**  
**XU2S18PP340D by**

- Characteristics
- Dimensions Drawings
- Connections and Schema
- Performance Curves
- **Download & Documents**

①

**Download & Documents 1 to 8 of 8**

**CAD**

Preventa - Photo-electric sensors - Thru beam, pair - Ref. XU2S18PP340D	SILENT 2015-07-21	(Se ▼)
Preventa - Photo-electric sensors - Thru beam, pair - Ref. XU2S18PP340D	SILENT 2009-10-23	(Se ▼)

**Instruction sheet**

XU2S18... Cylindrical photo-electric sensor design 18	English 2015-07-21	pdf ▼
---	--------------------	-------

**Product environmental**

XUB... XU1... to XU9... Photoelectric Sensor, Product Environmental profile	English 2012-03-19	pdf ▼
---	--------------------	-------

**End of life manual**

XUB... and XU1... to XU9... Photoelectric Sensors, Product End-of-life Instructions	English 2012-02-20	pdf ▼
---	--------------------	-------

**System user guide**

Connecting to a monitoring device XU2S	English 2015-06-08	pdf ▼
--	--------------------	-------

**Catalog**

Safety light curtains Preventa XUSL	English 2015-05-18	pdf ▼
-------------------------------------	--------------------	-------

**Image of product**

Security light curtain XU2S	SILENT 2015-07-21	(Se ▼)
-----------------------------	-------------------	--------

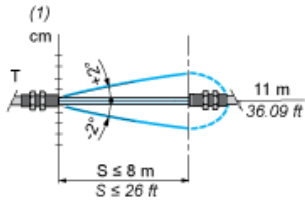
②

- 1 : Click on Download & Documents
- 2 : Click on System user guide

To have all connection schematics concerning our safety module, select "download and document" and download the file "Connecting to a monitoring device XU2S"

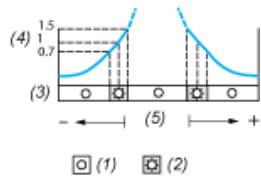
Curves

Infrared Detection Curve



(1)  $\varnothing$  of beam

Verification of Correct Operation



- (1) LED off
- (2) LED on
- (3) Red LED
- (4) Signal level
- (5) Optimum alignment