

Price\* : 374.01 GBP



## Main

Range of product	OsiSense XU
Series name	Application material handling
Electronic sensor type	Photo-electric sensor
Sensor name	XUV
Sensor design	Frame
Detection system	Thru beam
Emission	Infrared
Way dimensions of optical frame	30 x 30 mm
Material	Metal
Supply circuit type	DC
Wiring technique	4-wire
Discrete output type	PNP or NPN
Discrete output function	1 NO or 1 NC programmable
Electrical connection	1 male connector M8, 4 pins
Product specific application	Dynamic detection of passage of objects
Minimum object diameter for detection	Dynamic mode: 2 mm (0.1...15 m/s)

## Complementary

Enclosure material	Painted aluminium
Lens material	Polycarbonate
Type of output signal	Discrete
Output type	Solid state
Add on output	With alarm output
Status LED	Alarm: 1 LED (red) Output state: 1 LED (amber)
[Us] rated supply voltage	24 V DC with reverse polarity protection
Supply voltage limits	18...30 V DC
Switching capacity in mA	<= 100 mA (overload and short-circuit protection)
Switching frequency	<= 500 Hz
Maximum voltage drop	<2 V (closed state)
Current consumption	<= 120 mA no-load

Time delay range	0...5 s off-delay delay
Maximum delay first up	100 ms
Maximum delay recovery	1 ms
Setting-up	Sensitivity adjustment with potentiometer
Depth	15 mm
Height	50 mm
Width	108 mm
Product weight	0.08 kg

## Environment

Product certifications	CE CULus
Ambient air temperature for operation	0...60 °C
Ambient air temperature for storage	-20...80 °C
Immunity to ambient light	400 lux incandescent light 4000 lux sunlight
Vibration resistance	25 gn, amplitude = +/- 2 mm (f = 10...55 Hz) conforming to IEC 60068-2-6
Shock resistance	30 gn (duration = 11 ms) conforming to IEC 60068-2-27
IP degree of protection	IP65 conforming to IEC 60529

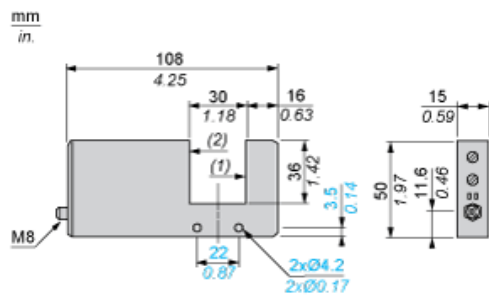
## Offer Sustainability

EU RoHS Directive	Pro-active compliance (Product out of EU RoHS legal scope) <a href="#">EU RoHS Declaration</a>
Mercury free	Yes
RoHS exemption information	<a href="#">Yes</a>

## Contractual warranty

Warranty	18 months
----------	-----------

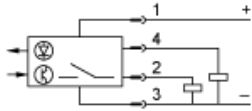
Dimensions



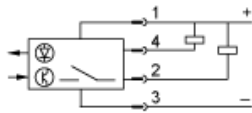
- (1) Transmitting face
- (2) Reception face

## Wiring Schemes (4-Wire DC)

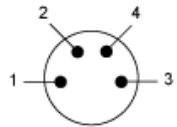
### PNP Output



### NPN Output



### Connector Scheme



- 1: +
- 2: Alarm
- 3: -
- 4: Output