



Main

Range of product	OsiSense XX
Sensor type	Ultrasonic sensor
Series name	Application
Sensor name	XX2
Sensor design	Cylindrical M30
Detection system	Diffuse
[Sn] nominal sensing distance	1 m adjustable with teach push-button
Material	Plastic
Type of output signal	Discrete
Discrete output function	1 NO + 1 NC
Wiring technique	4-wire
Discrete output type	PNP
[Us] rated supply voltage	12...24 V DC with reverse polarity protection
Electrical connection	Male connector M12 4 pins
Product specific application	For 2 emptying levels monitoring
[Sd] sensing range	0.051...0.991 m
Beam angle	10 °
IP degree of protection	IP67 conforming to IEC 60529

Complementary

Enclosure material	ULTEM
Front material	Silicone
Thread type	M30 x 1.5
Supply voltage limits	10...28 V DC
Function available	Without synchronisation mode
[Sa] assured operating distance	0.051...0.991 m (teach mode)
Maximum differential travel	2.5 mm

Blind zone	0...51 mm
Transmission frequency	200 kHz
Repeat accuracy	0.9 %
Deviation angle from 90° of object to be detected	-10...10 °
Minimum size of detected object	Cylinder diameter 1.6 mm at 0.635 m
Status LED	Output state: 1 LED (green/red (flashing)) Setting-up assistance: 1 LED (green/red (flashing)) Distance indication: 1 LED (yellow)
Current consumption	100 mA
Maximum switching current	100 mA with overload and short-circuit protection
Maximum voltage drop	1 V
Maximum delay first up	1000 ms
Maximum delay response	150 ms
Maximum delay recovery	1000 ms
Marking	CE
Threaded length	45 mm
Height	35 mm
Width	35 mm
Depth	85 mm
Product weight	0.091 kg

Environment

Standards	IEC 60947-5-2
Product certifications	CCSAus UL
Ambient air temperature for operation	0...50 °C
Ambient air temperature for storage	-10...80 °C
Vibration resistance	+/-1 mm conforming to IEC 60068-2-6 (f = 10...55 Hz)
Shock resistance	30 gn in all 3 axes for 11 ms conforming to IEC 60068-2-27
Resistance to electrostatic discharge	8 kV level 4 conforming to IEC 61000-4-2
Resistance to electromagnetic fields	10 V/m level 3 conforming to IEC 61000-4-3
Resistance to fast transients	1 kV level 3 conforming to IEC 61000-4-4

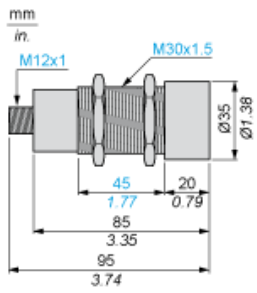
Offer Sustainability

Sustainable offer status	Green Premium product
EU RoHS Directive	Pro-active compliance (Product out of EU RoHS legal scope) EU RoHS Declaration
Mercury free	Yes
RoHS exemption information	Yes
Environmental Disclosure	Product Environmental Profile
Circularity Profile	End of Life Information

Contractual warranty

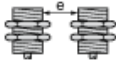
Warranty	18 months
----------	-----------

Dimensions



Minimum Mounting Distances

Side by side



e : respect the distances indicated on the detection curves

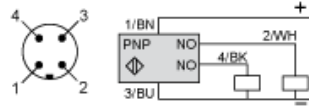
Face to face



e > 4 x Sn

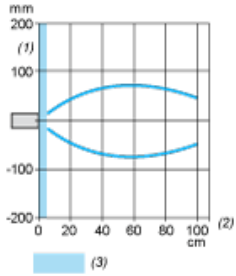
Wiring Diagram

NO + NO outputs, PNP



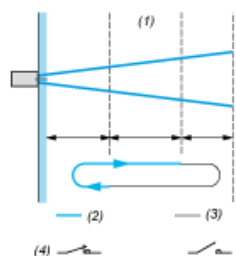
- (1) (+) Brown
- (2) NO output (White)
- (3) (-) Blue
- (4) NO output (Black)
- BN Brown
- WH White
- BU Blue
- BK Black

Curves



- (1) Parallel movement
- (2) Distance
- (3) Blind zone for diffuse sensors.

Operating Curves



- (1) Adjustable detection zone
- (2) Output activated
- (3) Output deactivated
- (4) NO output