Product datasheet
Characteristics

XX9V3A1C2M12
ultrasonic sensor cylindrical M30 - Sn 1 m - 4..20 mA - M12 connector

Green Premium™

Price* : 204.61 GBP

Main

Range of product	OsiSense XX
Sensor type	Ultrasonic sensor
Series name	General purpose
Sensor name	XX9
Sensor design	Cylindrical M30
Detection system	Diffuse
[Sn] nominal sensing distance	1 m adjustable with remote teach push-button
Material	Plastic
Type of output signal	Analogue
Wiring technique	4-wire
Analogue output function	4...20 mA
[Us] rated supply voltage	15...24 V DC with reverse polarity protection
Electrical connection	Male connector M12 4 pins
[Sd] sensing range	0.1…1 m
Beam angle	7 °
IP degree of protection	IP67 conforming to IEC 60529

Complementary

Enclosure material	Valox
Front material	Epoxy
Thread type	M30 x 1.5
Supply voltage limits	10…28 V DC
[Sa] assured operating distance	0.1…1 m (teach mode)
Blind zone	0…100 mm
Transmission frequency	180 kHz
Repeat accuracy	0.9 %

Disclaimer: This documentation is not intended as a substitute for and is not to be used for determining suitability or reliability of these products for specific user applications

Deviation angle from 90° of object to be detected	-5…5 °
Minimum size of detected object	Cylinder diameter 50.8 mm at 1 m
Status LED	Setting-up assistance: 1 LED (dual colour) Supply on: 1 LED (green) Output state: 1 LED (yellow)
Current consumption	60 mA
Maximum switching capacity	350 Ohm overload and short-circuit protection
Setting-up	Slope selection using teach button
Maximum delay first up	1200 ms
Maximum delay response	250 ms
Maximum delay recovery	250 ms
Marking	CE
Threaded length	37 mm
Height	96 mm
Width	30 mm
Product weight	0.09 kg

Environment

Standards	IEC 60947-5-2
Product certifications	CCSAus UL
Ambient air temperature for operation	0…70 °C
Ambient air temperature for storage	-40…80 °C
Vibration resistance	+/-1 mm conforming to IEC 60068-2-6 (f = 10…55 Hz)
Shock resistance	30 gn in all 3 axes for 11 ms conforming to IEC 60068-2-27
Resistance to electrostatic discharge	8 kV level 4 conforming to IEC 61000-4-2
Resistance to electromagnetic fields	10 V/m level 3 conforming to IEC 61000-4-3
Resistance to fast transients	1 kV level 3 conforming to IEC 61000-4-4

Offer Sustainability

Sustainable offer status	Green Premium product
EU RoHS Directive	Pro-active compliance (Product out of EU RoHS legal scope) EU RoHS Declaration
Mercury free	Yes
RoHS exemption information	Yes
Environmental Disclosure	Product Environmental Profile
Circularity Profile	End of Life Information

Contractual warranty

Warranty	18 months

XX9V3A1C2M12

Dimensions

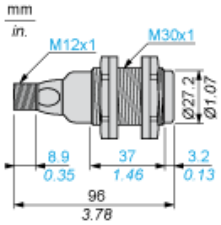

XX9V3A1C2M12

Minimum Mounting Distances

Side by side

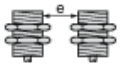

e : respect the distances indicated on the detection curves

Face to face

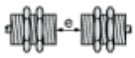

e > 4 x Sn

Wiring Diagram

4-Wire Type

(1)	(+)
(2)	Return signal or teach
(3)	(-)
(4)	Output signal

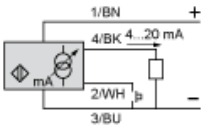

BN	Brown
WH	White
BU	Blue
BK	Black

XX9V3A1C2M12

Curves

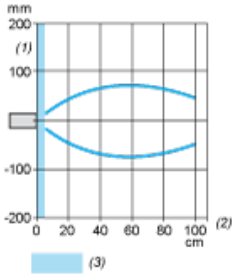

(1) Parallel movement
(2) Distance
(3) Blind zone for diffuse sensors.