



Price* : 178.46 GBP



Main

Range of product	OsiSense XX
Sensor type	Ultrasonic sensor receiver
Series name	General purpose
Sensor name	XXR
Sensor design	Cylindrical M18
Detection system	Thru beam (need a transmitter XXT18A4M12)
[Sn] nominal sensing distance	1 m fixed
Material	Plastic
Type of output signal	Discrete
Discrete output function	2 NO
Wiring technique	4-wire
Discrete output type	PNP and NPN
[Us] rated supply voltage	12...24 V DC with reverse polarity protection
Electrical connection	Male connector M12 4 pins
[Sd] sensing range	0...1 m
IP degree of protection	IP67 conforming to IEC 60529

Complementary

Enclosure material	ULTEM
Front material	Silicone
Thread type	M18 x 1
Supply voltage limits	10...28 V DC
[Sa] assured operating distance	0...1 m
Current consumption	40 mA
Maximum switching current	100 mA with overload and short-circuit protection
Maximum voltage drop	1 V

Switching frequency	<= 40 Hz
Maximum delay first up	100 ms
Maximum delay response	10 ms
Maximum delay recovery	10 ms
Marking	CE
Threaded length	51 mm
Height	18 mm
Width	18 mm
Depth	65 mm
Product weight	0.033 kg

Environment

Standards	IEC 60947-5-2
Product certifications	UL
Ambient air temperature for operation	0...60 °C
Ambient air temperature for storage	-40...80 °C
Vibration resistance	+/-1 mm conforming to IEC 60068-2-6 (f = 10...55 Hz)
Shock resistance	30 gn in all 3 axes for 11 ms conforming to IEC 60068-2-27
Resistance to electrostatic discharge	8 kV level 4 conforming to IEC 61000-4-2
Resistance to electromagnetic fields	10 V/m level 3 conforming to IEC 61000-4-3
Resistance to fast transients	1 kV level 3 conforming to IEC 61000-4-4

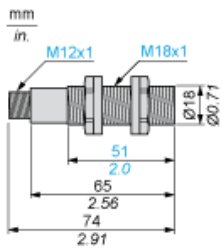
Offer Sustainability

Sustainable offer status	Green Premium product
EU RoHS Directive	Pro-active compliance (Product out of EU RoHS legal scope) EU RoHS Declaration
Mercury free	Yes
RoHS exemption information	Yes
Environmental Disclosure	Product Environmental Profile
Circularity Profile	End of Life Information

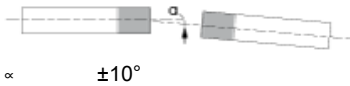
Contractual warranty

Warranty	18 months
----------	-----------

Dimensions



Minimum Mounting Distances



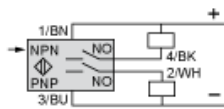
Wiring Diagram

M12



- (1) (+)
- (2) (PNP)
- (3) (-)
- (4) (NPN)

NPN, PNP, NO



- BN Brown
- WH White
- BU Blue
- BK Black